

Print Number:

Print Date:

NOBLELIFT

Material Handling

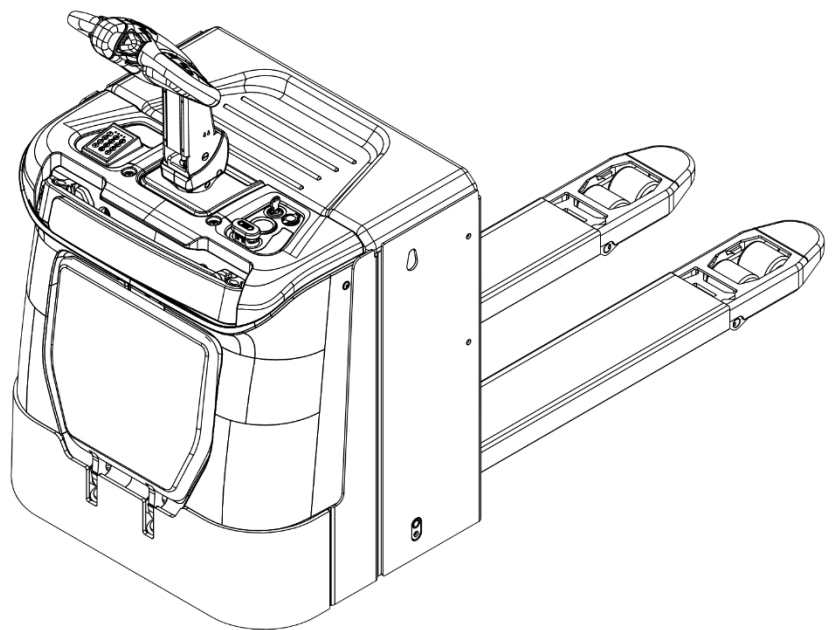


Scan QR Code for More

Electric Pallet Truck PT25N

PARTS MANUAL

506946020101



Version: 10/2024

Truck Identification Number From:

Parts Manual:

PT25N-PM05EN

Please order parts from authorized dealers of Noblelift Intelligent Equipment Co., LTD. In order to avoid wrong delivery, all the orders for spare parts should specify the following items:

- Truck model, identification number and manufacture year.
- Orders for spare parts of mast, hydraulic transmission unit, steering axle, motor, etc. shall indicate the manufacture number of these parts.
- Codes for Noblelift spare parts are shown in the table of parts manual. Please also pay attention to the description of supply status, order quantity, etc. (check the number listed in "Mark" column of the parts manual).

"Mark" Column:

The unmarked indicates the parts are in short supply cycle.

Number 1: supply as package. Indicating these that parts are small parts and seal parts, which are supplied in package unit and in short supply cycle.

Number 2: supply with constraints. Indicating that these spare parts are not in stock and will be prepared for production after receiving the order from customers, which are in long supply cycle.

Number 3: phasing-out supply. Indicating that these parts will be replaced by new parts due to technical improvements and the current stock will not be available when these parts run out. Please check the description of technical improvements notice.

Number 4: supply as assembly. Indicating that these parts are assembly parts defined by manufacture process, which cannot be supplied as a single part.

Number 5: check other tables.

This parts manual is the property of Noblelift and can be shared under the confidential agreement only, Noblelift has the right to claim for compensation of any unauthorized use. Copy without permission is not allowed. Figures in the manual are not limited by the original design. Noblelift Intelligent Equipment Co., LTD reserves the right to improve the products for continuous technology progress.

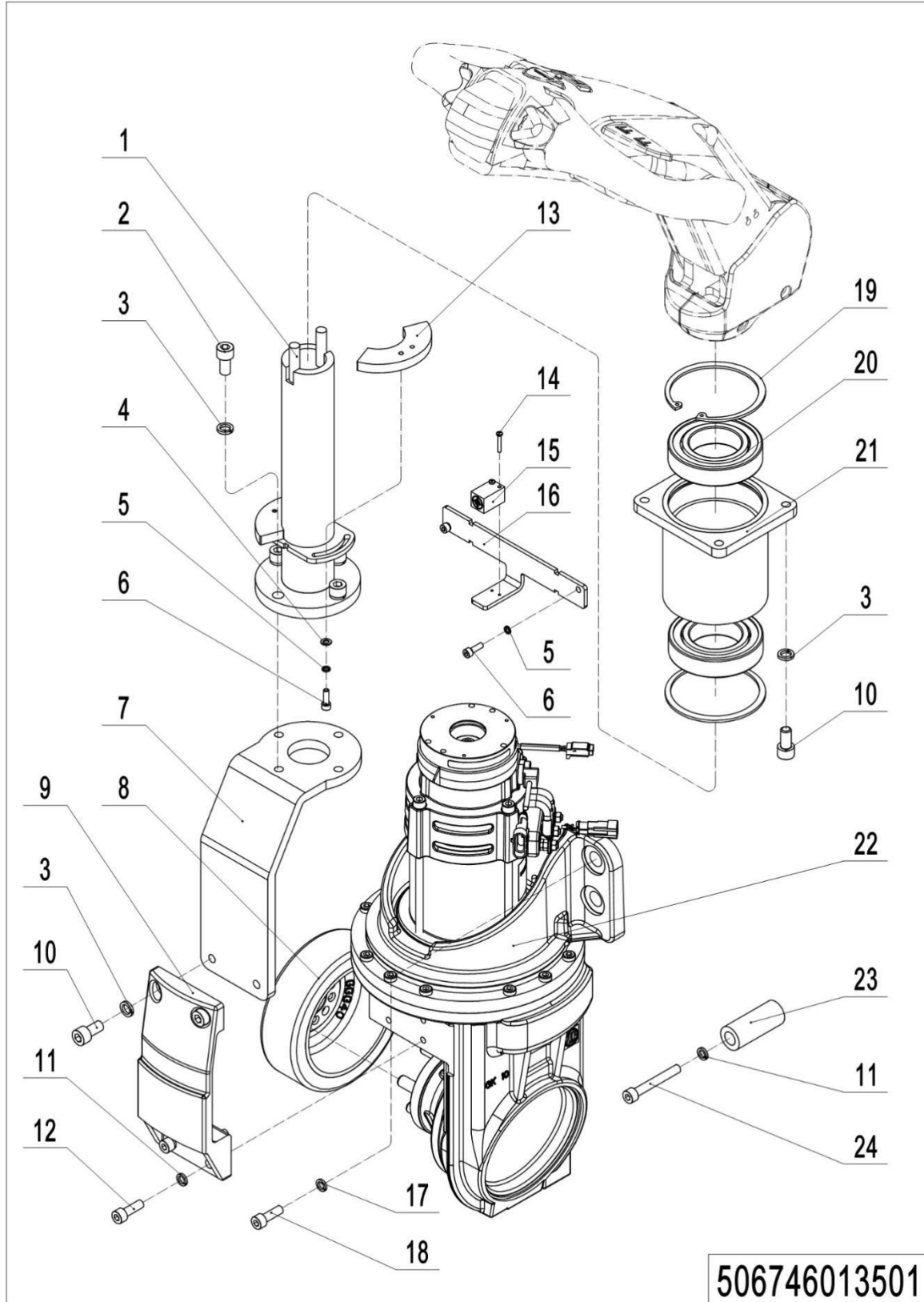
Table of Contents

Chapter 1: Drive System.....	5
01 Drive Unit (Manual Steering) (506746013501).....	5
02 Drive Assembly (Manual Steering) (506746013502)	7
03 Drive Unit (Electrical Steering) (506746013503)	9
04 Drive Assembly (Electrical Steering) (506746013504)	11
05 Drive Unit (Electrical Steering) (506746013505)	13
Chapter 2: Hydraulic System	16
01 Hydraulic Unit(506946024001).....	16
02 Hydraulic Power Unit (506946024002).....	18
Chapter 3: Truck Frame	20
01 Truck Body (506746021501)	20
01 Truck Body (506746021501) Continuation	22
02 Chassis (Side Extraction) (506946038501).....	24
02 Chassis (Side Extraction) (506946038501) Continuation1.....	26
02 Chassis (Side Extraction) (506946038501) Continuation2.....	28
03 Guard Arm (535946017501)	30
04 Platform (535946018001).....	32
Chapter 4: Steering System, Braking System, Wheels	34
01 Tiller (535946011001).....	34
02 Tiller (535946011002).....	37
03 Tiller (535946010010).....	39
04 Tiller (505646011002)	41
05 Load Wheel (Tandem) (505646017001).....	43
06 Load Wheel (Single) (505646017002).....	45
07 Caster (50506016501).....	47
Chapter 5: Electrical Parts.....	49
01 Gauge components (535946010001)	49
02 Gauge components (EN1175-2020) (535946010003)	51
03 Harness assemblies (Manual SteeringAC-0) (506946033001)	53
04 Harness assemblies (Electrical SteeringAC-0+EPSDC0) (506946033002)	55
05 Harness assemblies (Manual SteeringCOMBIACX) (506946033011)	57
06 Harness assemblies (Electrical Steering COMBIACX+EPSDC0) (506946033012)	59
07 Harness assemblies (Electrical Steering, F2A+1220E) (506946033010).....	61
08 Electronic control components (Manual SteeringAC-0) (506946033005)	63
09 Electronic control components (Electrical SteeringAC-0+EPSDC0) (506946033006)	65
10 Electronic control components (Manual SteeringCOMBIACX) (506946033007)	67
11 Electronic control components (Electrical SteeringCOMBIACX+EPSDC0) (506946033008)	69
12 Electronic control components (Electrical SteeringF2A+1220E) (506946033009)	71
13 Charger (506946036501)	73
14 Charger (506946036502)	75

14Charger (506946036502) continue.....	77
14Charger (506946036502) continue2.....	79
15 Traction Battery (506946037001)	81
16Traction Battery (506946037002)	83
Chapter 6: Special Parts	85
01 Load Backrest (Side Extraction) (506746040502)	85
Chapter 7: Others.....	87
01 Labels and Decals (EU) (506946047001).....	87
Appendix.....	89
01 Electrical Circuit Diagram (Manual Steering AC-0) (506946045503)	89
02 Electrical Circuit Diagram (Electrical Steering AC-0+EPSDC0) (506946044504)	90
03 Electrical Circuit Diagram (Manual Steering COMBIACX) (506946045505).....	91
04 Electrical Circuit Diagram (Electrical Steering COMBIACX+EPSDC0) (506946045506)	92
05 Electrical Circuit Diagram (Electrical Steering F2A+1220E) (506946044507)	93
06 Hydraulic Circuit Diagram (505046045501)	94
07 Consumable Parts List.....	95

Chapter 1: Drive System

01 Drive Unit (Manual Steering) (506746013501)

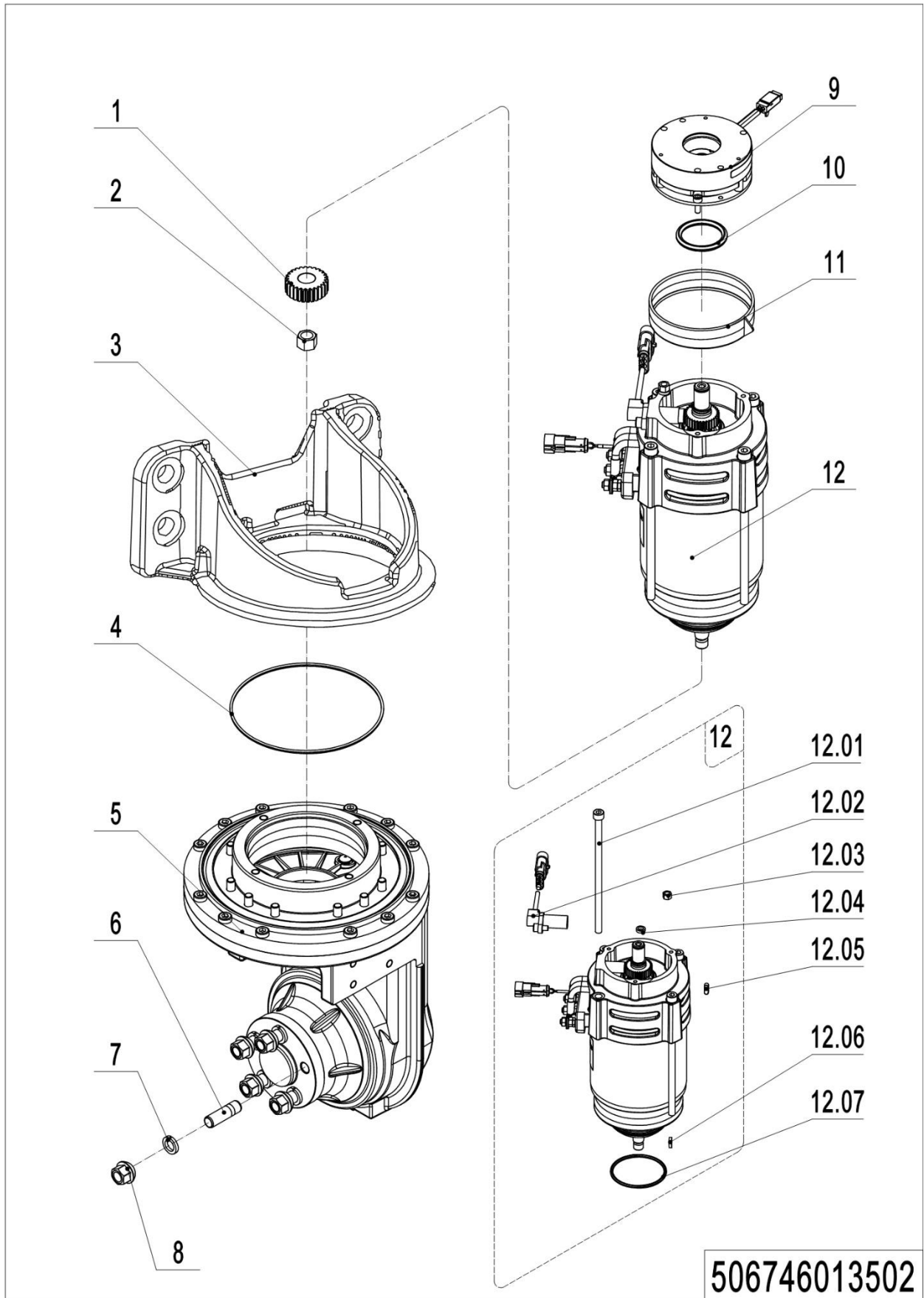


506746013501

01 Drive Unit (Manual Steering) (506746013501)

No.	Item Code	Mark	Item Description	Qty.	Substitute	Note
1	506731210001	2	handle Spindle	1		
2	910200200076	1	Screw	4		
3	910400500007	1	Spring Washer	12		
4	910400100004	1	Flat Washer	4		
5	910400500004	1	Spring Washer	6		
6	910200200023	1	Screw	6		
7	506731220001	2	Plate	1		
8	940300400005		WheelΦ230x70	1		
9	535931220001	2	Bracket	1		
10	910200200075	1	Screw	8		
11	910400500006	1	Spring Washer	6		
12	910200200058	1	Screw	4		
13	506731220002	2	Stop Plate	2		
14	910200500015	1	Screw	2		
15	506733510001		Proximity Switch	1		Original 505633510000
16	506731220003		Mounting Plate	1		
17	910400500010	1	Spring Washer	4		
18	910100300071	1	Bolt	4		
19	910401400024	1	Circlip	2		
20	910700200025		Bearing	2		
21	506731210002	2	Fixing Base	1		
22	-----		Drive Assembly	1		check506746013502
23	506731220004	2	Stopper base	2		
24	910200200065	1	Screw	2		

02 Drive Assembly (Manual Steering) (506746013502)

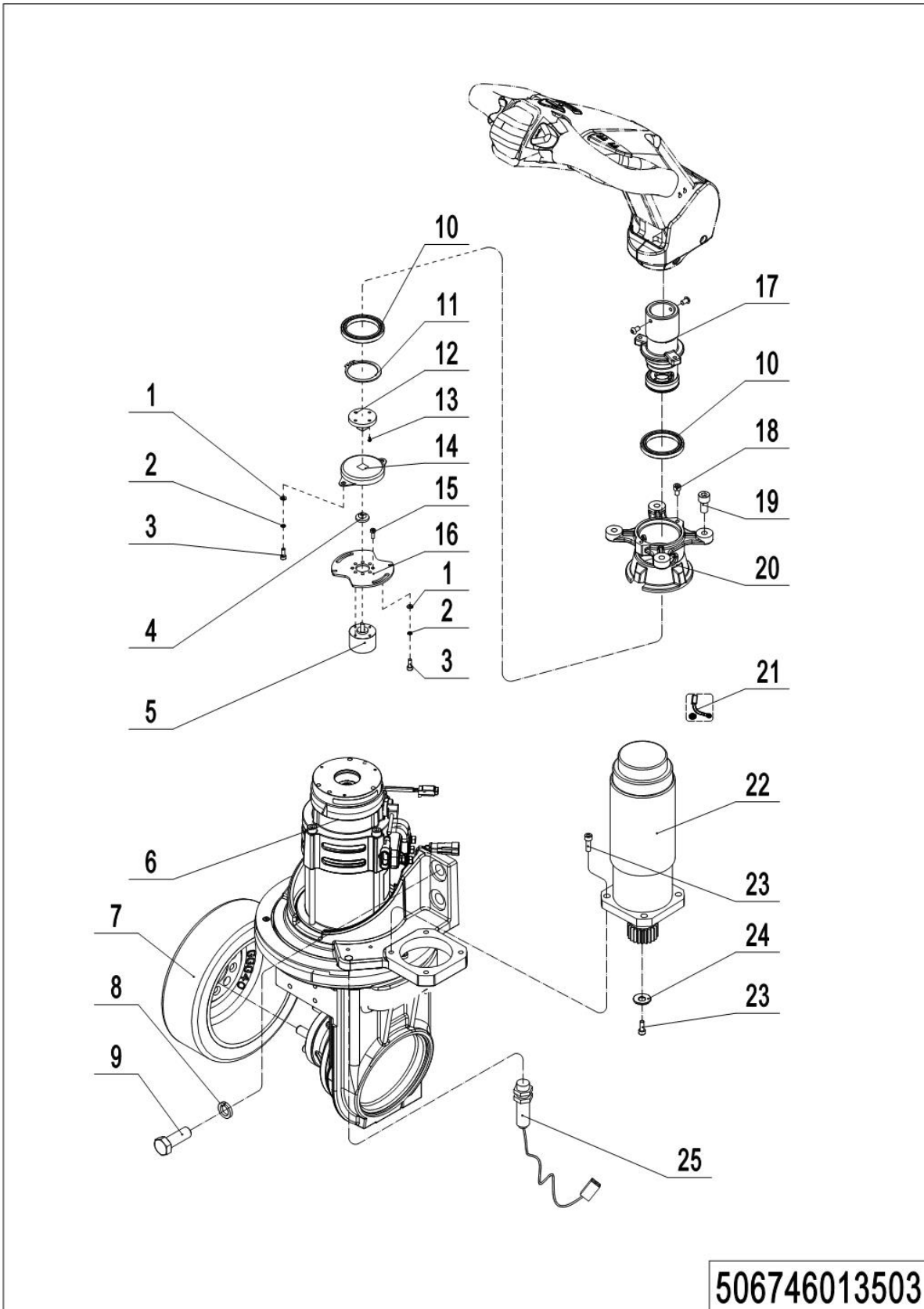


1= Supply as package. 2= Supply with constraints. 3= Phasing-out supply. 4= Supply as assembly. 5= Check other tables.

02 Drive Assembly (Manual Steering) (506746013502)

No.	Item Code	Mark	Item Description	Qty.	Substitute	Note
--	940900400005		Drive Unit	1		
1	535998520014	2	Gear	1		
2	535998520008	2	Nut	1		
3	506798510005	2	Mounting Base	1		
4	535998520009	2	O-Ring	1		
5	535998510005	2	Gearbox Assembly	1		
6	535998520011	2	Bolt	5		
7	535998520012	2	Washer	5		
8	535998520013	2	Nut	5		
9	535998510001	2	Brake	1		
10	535998520000	2	Locating Ring	1		
11	535998520001	2	Division Plate	1		
12	535998510003	2	Motor	1		
12.01	535998520002	2	Screw	1		
12.02	535998510002	2	Sensor	1		
12.03	535998520003	2	Nut	1		
12.04	535998520004	2	Safety Element	1		
12.05	535998520005	2	Feather Key	1		
12.06	535998520006	2	Key	1		
12.07	535998520007	2	O-Ring	1		

03 Drive Unit (Electrical Steering) (506746013503)

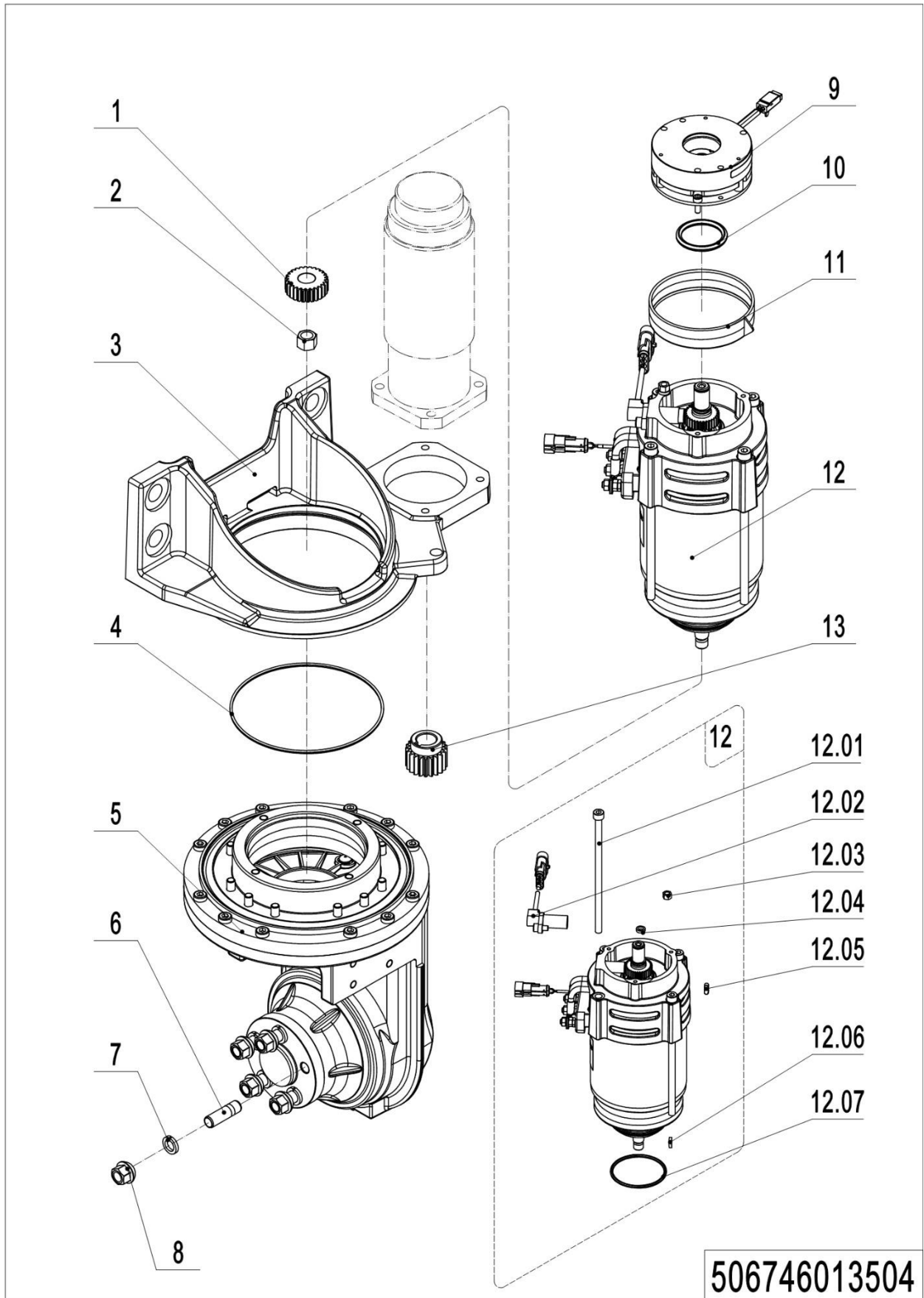


1= Supply as package. 2= Supply with constraints. 3= Phasing-out supply. 4= Supply as assembly. 5= Check other tables.

03 Drive Unit (Electrical Steering) (506746013503)

No.	Item Code	Mark	Item Description	Qty.	Substitute	Note
1	910400100004	1	Flat Washer	4		
2	910400500004	1	Spring Washer	4		
3	910200200021	1	Screw	4		
4	505931520002	2	Link Block	1		
5	921800200008		Potentiometer	1		
6	-----		Drive Assembly	1		check506746013504
7	940300400005	2	WheelΦ230x70	1		
8	910400500010	1	Spring Washer	4		
9	910100300071	1	Bolt	4		
10	910700200041		Bearing	2		
11	910401300024	1	Circlip	1		
12	505631520005	2	Link Block	1		
13	910200200013	1	Screw	1		
14	940801200001		Rotary Damper	1		
15	910200200014	1	Screw	4		
16	535931520002		Mounting Plate	1		
17	535931510001	2	Bracket	1		
18	910200200032	1	Screw	3		
19	910200200075	1	Screw	4		
20	505631520002		Fixing Base	1		
21	535998510006		Carbon brush assembly	1		
22	920900100069		Motor	1		
23	910200200057	1	Screw	5		
24	506713520001	1	Retaining Ring	1		
25	506733510006		Proximity Switch	1		Original 506733510006

04 Drive Assembly (Electrical Steering) (506746013504)

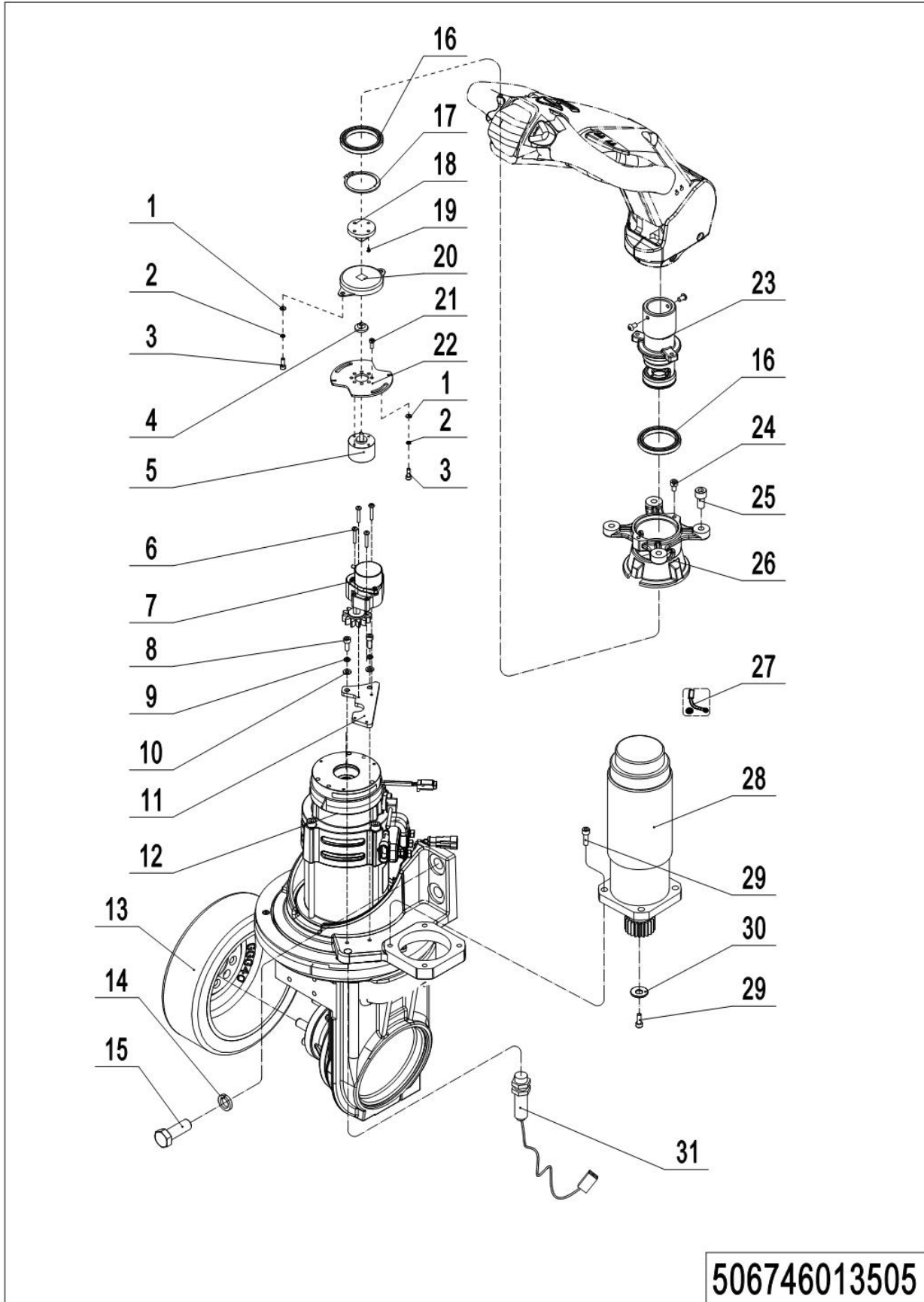


1= Supply as package. 2= Supply with constraints. 3= Phasing-out supply. 4= Supply as assembly. 5= Check other tables.

04 Drive Assembly (Electrical Steering) (506746013504)

No.	Item Code	Mark	Item Description	Qty.	Substitute	Note
--	940900500009		Steering Unit	1		
1	535998520014	2	Gear	1		
2	535998520008	2	Nut	1		
3	506798510006	2	Mounting Base	1		
4	535998520009	2	O-Ring	1		
5	535998510005	2	Gearbox Assembly	1		
6	535998520011	2	Bolt	5		
7	535998520012	2	Washer	5		
8	535998520013	2	Nut	5		
9	535998510001	2	Brake	1		
10	535998520000	2	Locating Ring	1		
11	535998520001	2	Division Plate	1		
12	535998510003	2	Motor	1		
12.01	535998520002	2	Screw	1		
12.02	535998510002	2	Sensor	1		
12.03	535998520003	2	Nut	1		
12.04	535998520004	2	Safety Element	1		
12.05	535998520005	2	Feather Key	1		
12.06	535998520006	2	Key	1		
12.07	535998520007	2	O-Ring	1		
13	535998520017	2	Gear	1		

05 Drive Unit (Electrical Steering) (506746013505)



1= Supply as package. 2= Supply with constraints. 3= Phasing-out supply. 4= Supply as assembly. 5= Check other tables.

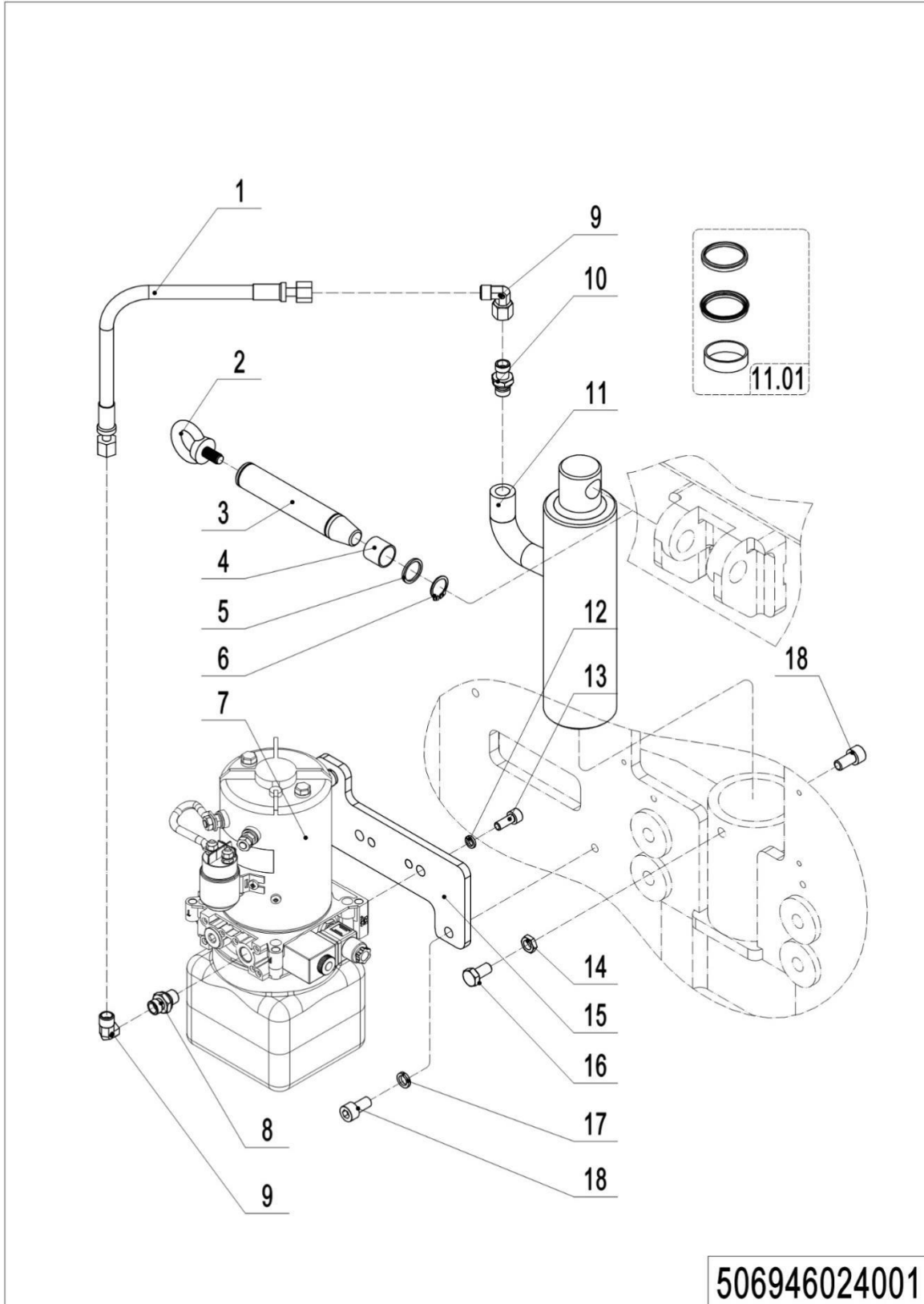
05 Drive Unit (Electrical Steering) (506746013505)

No.	Item Code	Mark	Item Description	Qty.	Substitute	Note
1	910400100004	1	Flat Washer	4		
2	910400500004	1	Spring Washer	4		
3	910200200021	1	Screw	4		
4	505931520002	2	Link Block	1		
5	921800100037		Sensors	1		
6	910200200017		Screw	4		
7	921800100043		Sensors	1		
8	910200200035		Screw	2		
9	910400500005		Spring Washer	2		
10	910400100005		Flat Washer	2		
11	537813520019		Mounting plate	1		
12	-----		Drive Assembly	1		Check 506746013504
13	940300400034	2	WheelΦ230x75	1		
13	940300400012	2	WheelΦ230x75	1		Cold Storage
14	910400500010	1	Spring Washer	4		
15	910100300071	1	Bolt	4		
16	910700200041		Bearing	2		
17	910401300024	1	Circlip	1		
18	505631520005	2	Link Block	1		
19	910200200013	1	Screw	1		
20	940801200001		Rotary Damper	1		
21	910200200014	1	Screw	4		
22	535931520002		Mounting Plate	1		
23	535931510001	2	Bracket	1		
24	910200200032	1	Screw	3		
25	910200200075	1	Screw	4		
26	505631520002		Fixing Base	1		
27	535998510006		Carbon Brush Assembly	1		
28	920900100069		Motor	1		
29	910200200057	1	Screw	5		
30	506713520001	1	Retaining Ring	1		

31	506733510009		Proximity Switch	1		Original 506733510006
----	--------------	--	------------------	---	--	--------------------------

Chapter 2: Hydraulic System

01 Hydraulic Unit(506946024001)

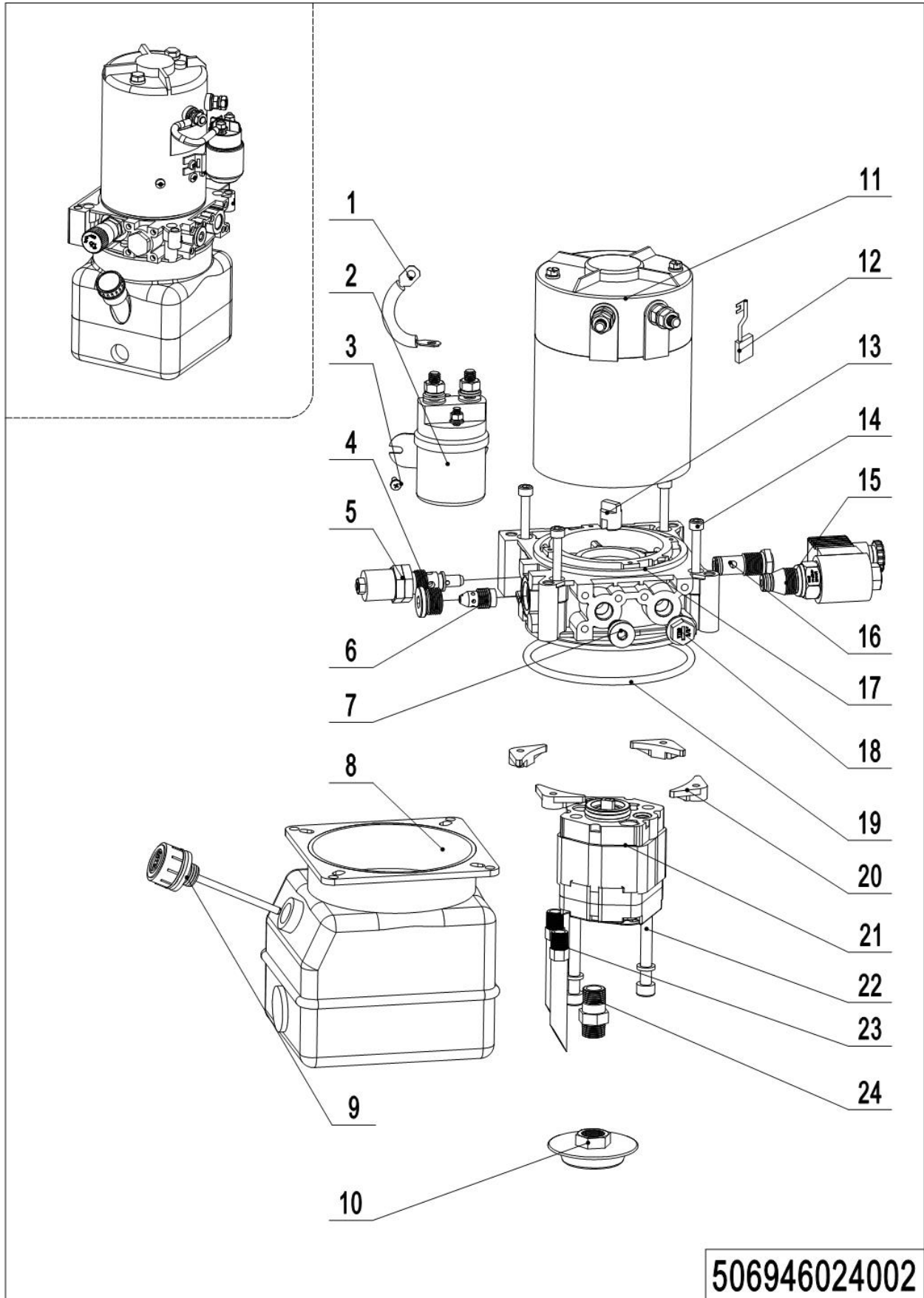


1= Supply as package. 2= Supply with constraints. 3= Phasing-out supply. 4= Supply as assembly. 5= Check other tables.

01 Hydraulic Unit(506646024001)

No.	Item Code	Mark	Item Description	Qty.	Substitute	Note
1	506924010001		Hose	1		
2	910201700001		Screw	1		
3	506738520134		Pin	1		
4	940500100019		Bushing	2		
5	940600500014		Washer	2		
6	910401300011		Circlip	2		
7	-----		Hydraulic Unit	1		Check 506946024002
8	950400300004		Joint	1		
9	950400200002		Joint	2		
10	950400400001		Joint	1		
11	504424010001		Cylinder	1		
12	910400500006		Spring Washer	2		
13	910200200057		Screw	2		
14	910300300005		Nut	1		
15	506724020001		Mounting Plate	1		
16	910100300035		Bolt	1		
17	910400500007		Spring Washer	2		
18	910200200075		Screw	3		

02 Hydraulic Power Unit (506946024002)



506946024002

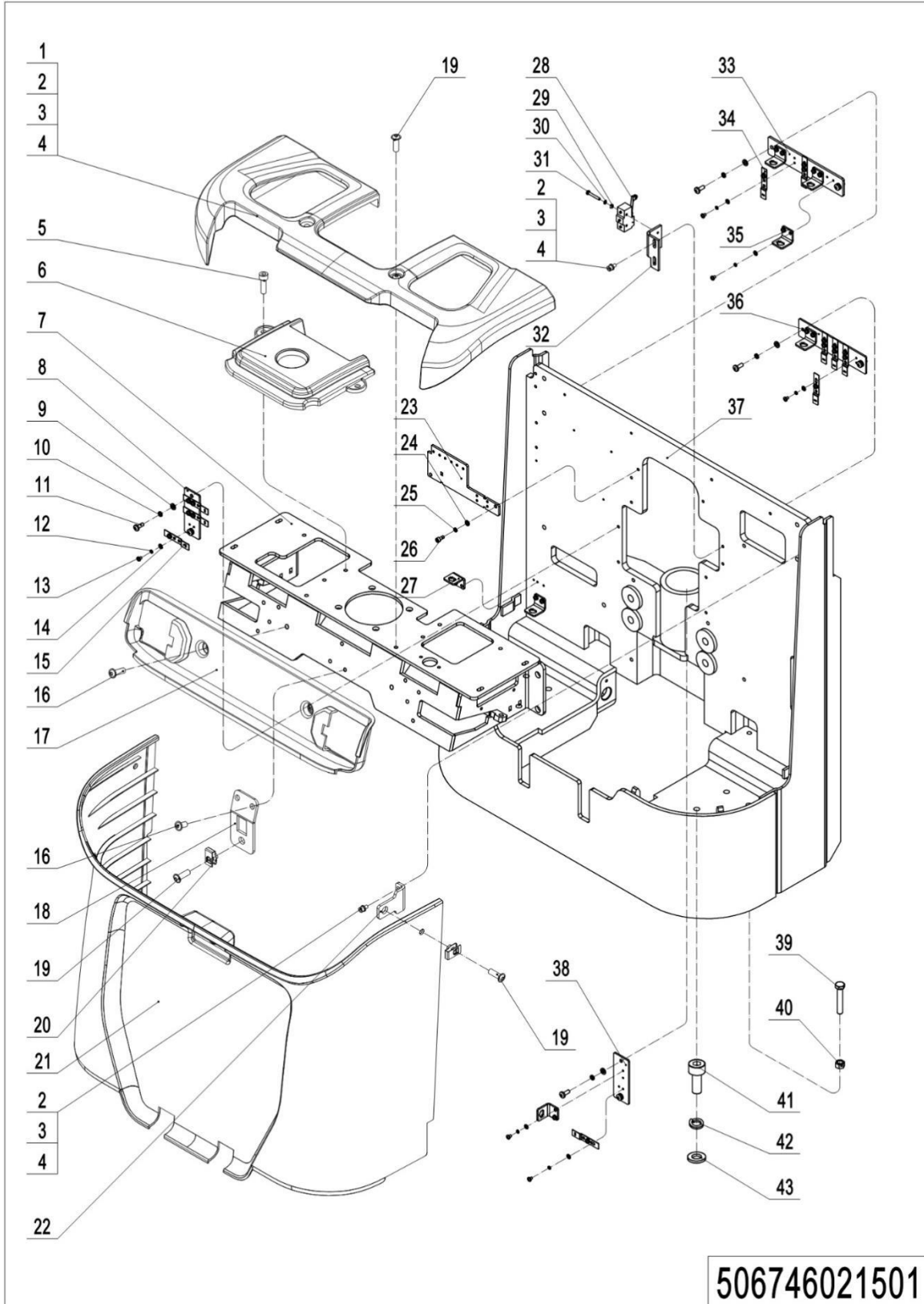
1= Supply as package. 2= Supply with constraints. 3= Phasing-out supply. 4= Supply as assembly. 5= Check other tables.

02 Hydraulic Power Unit (506946024002)

No.	Item Code	Mark	Item Description	Qty.	Substitute	Note
--	950900100024		Pump Unit	1		
1	505798510004	2	Cables	1		
2	532098510002	2	Switch	1		
3	910200500036	1	Screw	1		
4	402698520020	2	Plug	1		
5	505798510007	2	Overflow Valve	1		
6	505798510006	2	Compensation Valve	1		
7	505798520014	2	End Cap	1		
8	505798520009	2	Tank	1		
9	505698520047	2	Cap-Tank	1		
10	402698520010	2	Filter	1		
11	532098510001	2	Motor	1		
12	505798510013	2	Carbon Brush	1		
13	505798520018	2	Coupling	1		
14	910200200042	1	Screw	4		
15	532098510006	2	Magnetic Valve	1		
16	505798510012	2	Check Valve	1		
17	505798520005	2	Valve Block	1		
18	505798520015	2	End Cap	1		
19	910800100088	1	O-Ring	1		
20	505798520008	2	Nut	4		
21	532098510000	2	Gear Pump	1		
22	910200200070	1	Screw	2		
23	505798520012	2	Pipe	2		
24	505798520010	2	Oil Tube	1		

Chapter 3: Truck Frame

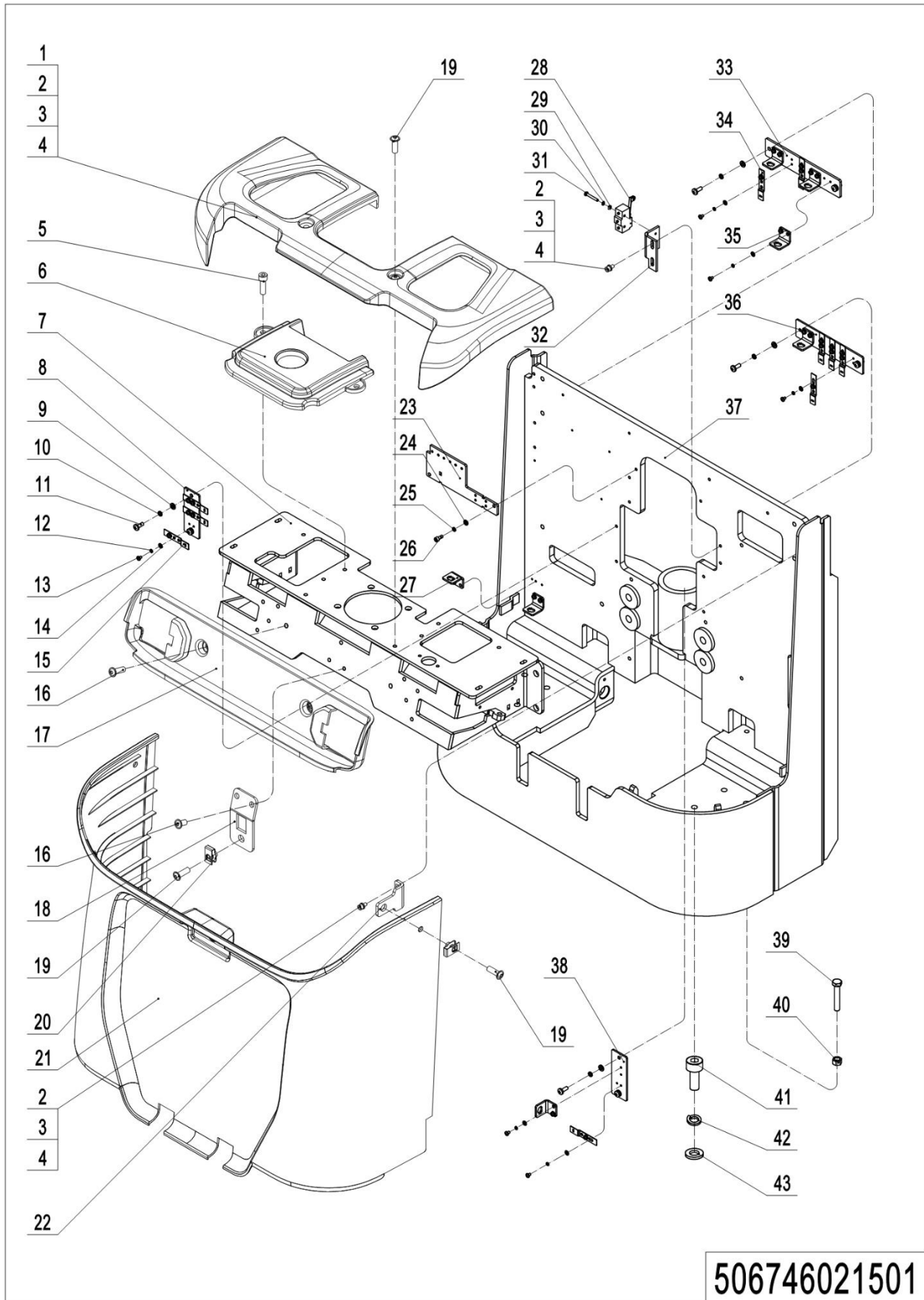
01 Truck Body (506746021501)



01 Truck Body (506746021501)

No.	Item Code	Mark	Item Description	Qty.	Substitute	Note
1	535921520040		Protective Cover	1		
2	910200200035	1	Screw	12		
3	910400100005	1	Flat Washer	12		
4	910400500005	1	Spring Washer	12		
5	910200200074	1	Screw	2		
6	535921520042		Protective Cover	1		
7	535917510000	2	Mounting Base	1		
8	506721520015		Mounting Plate	1		
9	910400100005	1	Flat Washer	8		
10	910400500005	1	Spring Washer	8		
11	910200500052	1	Screw	8		
12	910400500003	1	Spring Washer	30		
13	910200500020	1	Screw	30		
14	910400100003	1	Flat Washer	30		
15	921300300010		Connector Holder	3		
16	941100100005	1	Screw	4		
17	535921520041	2	Protective Cover	1		
18	535921520032	2	Mounting Plate	1		
19	941100100004	1	Screw	5		
20	940400400003	1	Cage Nut	3		
21	535921520039		Protective Cover	1		
22	535921520031		Mounting Plate	2		
23	506721520019		Fixing Plate	1		Electrical Steering
24	910400100004	1	Flat Washer	6		Electrical Steering
24	910400100004	1	Flat Washer	4		Manual Steering
25	910400500004	1	Spring Washer	6		Electrical Steering
25	910400500004	1	Spring Washer	4		Manual Steering
26	910200200022	1	Screw	6		Electrical Steering
26	910200200022	1	Screw	4		Manual Steering

01 Truck Body (506746021501) Continuation

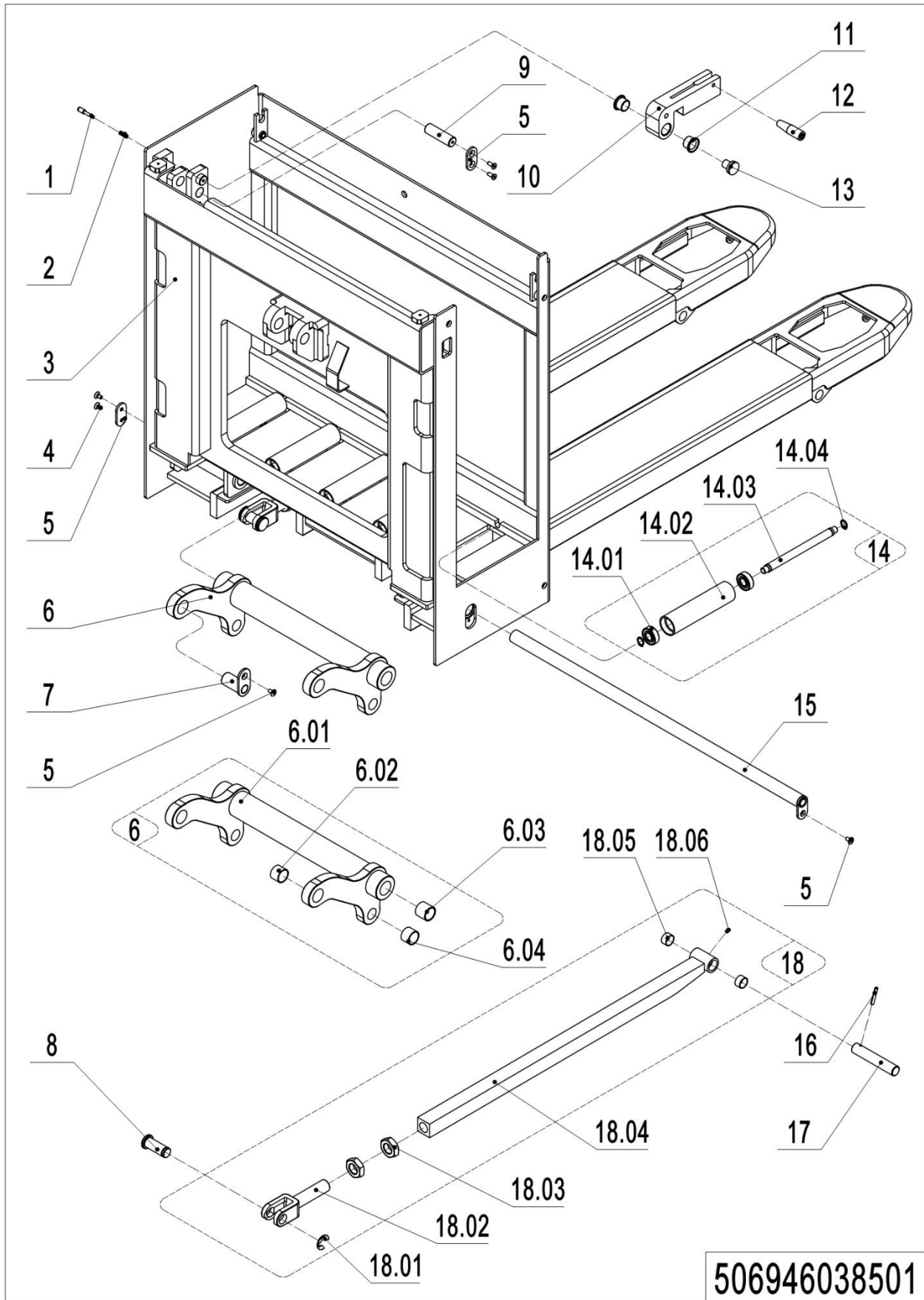


1= Supply as package. 2= Supply with constraints. 3= Phasing-out supply. 4= Supply as assembly. 5= Check other tables.

01 Truck Body (506746021501) Continuation

No.	Item Code	Mark	Item Description	Qty.	Substitute	Note
27	921300300003		Holder	1		
28	920200300003		Microswitch	1		
29	910400100003	1	Flat Washer	2		
30	910400500003	1	Spring Washer	2		
31	910200500028	1	Screw	2		
32	506721520014		Mounting Plate	1		
33	506721520017		Mounting Plate	1		
34	921300300005		Holder	2		
35	921300300003		Holder	4		
36	506721520016		Mounting Plate	1		
37	506721510000		Chassis	1		
38	506721520018		Mounting Plate	1		
39	910100300043	1	Bolt	2		
40	910300100007	1	Nut	2		
41	910200200078	1	Screw	8		
42	910400500007	1	Spring Washer	8		
43	910400100007	1	Flat Washer	8		

02 Chassis (Side Extraction) (506946038501)

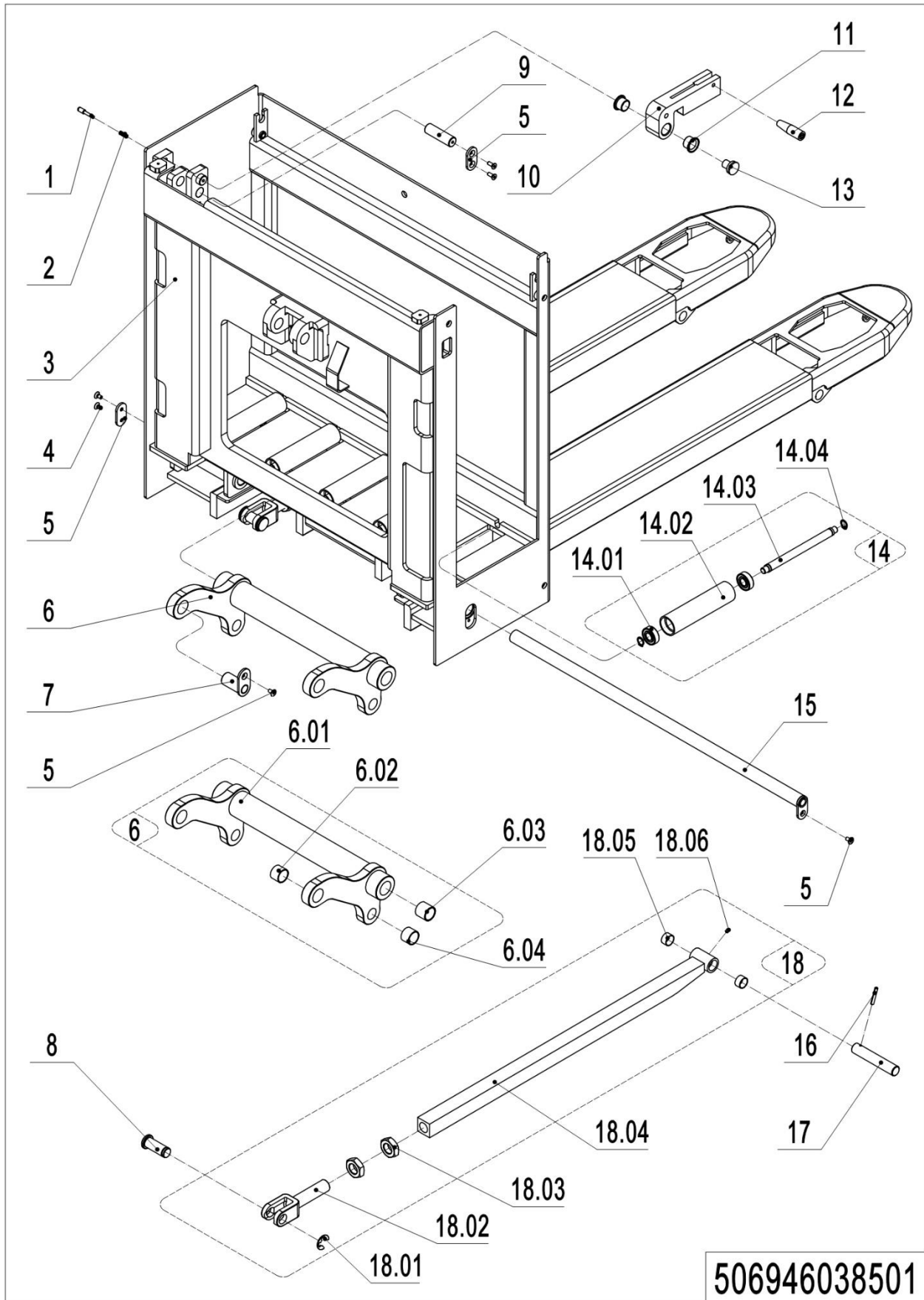


1= Supply as package. 2= Supply with constraints. 3= Phasing-out supply. 4= Supply as assembly. 5= Check other tables.

02 Chassis (Side Extraction) (506946038501)

No.	Item Code	Mark	Item Description	Qty.	Substitute	Note
1	505638520122		Screw	1		
2	940400500001		Spring	1		
3	506938510001		Chassis(EU540x1150)	1		
3	506938510006		Chassis(EU685x1150)	1		
3	506938510003		Chassis(EU540x1220)	1		
3	506938510004		Chassis(EU685x1220)	1		
3	506938510007		Chassis(EU540x1350)	1		
3	506938510009		Chassis(EU685x1350)	1		
3	506938510010		Chassis(EU540x1400)	1		
3	506938510012		Chassis(EU685x1400)	1		
3	506938510013		Chassis(EU540x1500)	1		
3	506938510015		Chassis(EU685x1500)	1		
3	506938510016		Chassis(EU540x1600)	1		
3	506938510018		Chassis(EU685x1600)	1		
3	506938510019		Chassis(EU540x1800)	1		
3	506938510021		Chassis(EU685x1800)	1		
3	506938510022		Chassis(EU540x2000)	1		
3	506938510024		Chassis(EU685x2000)	1		
3	506938510025		Chassis(EU540x2400)	1		
3	506938510027		Chassis(EU685x2400)	1		
4	910200400016		Screw	5		
5	505638520031		Fixing Plate	2		
6	506798510021		Rise Arm	1		
6	506798510022		Rise Arm	1		
6.01	505638510001		Rise Arm	1		
6.01	505638510007		Rise Arm	1		
6.02	940500100027		Bushing	2		
6.03	940500100032		Bushing	2		
6.04	940500100019		Bushing	2		

02 Chassis (Side Extraction) (506946038501) Continuation1

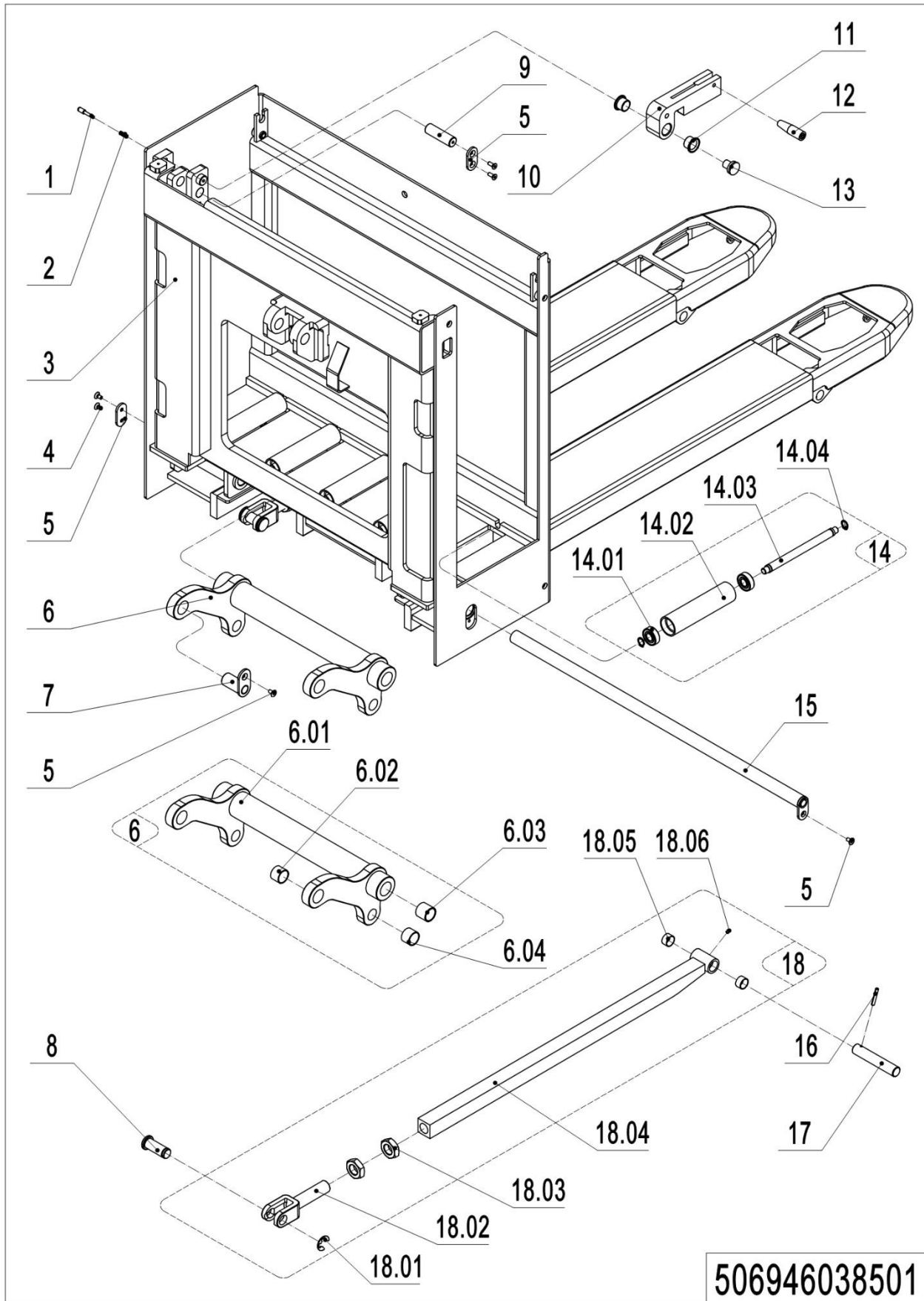


1= Supply as package. 2= Supply with constraints. 3= Phasing-out supply. 4= Supply as assembly. 5= Check other tables.

02 Chassis (Side Extraction) (506946038501) Continuation1

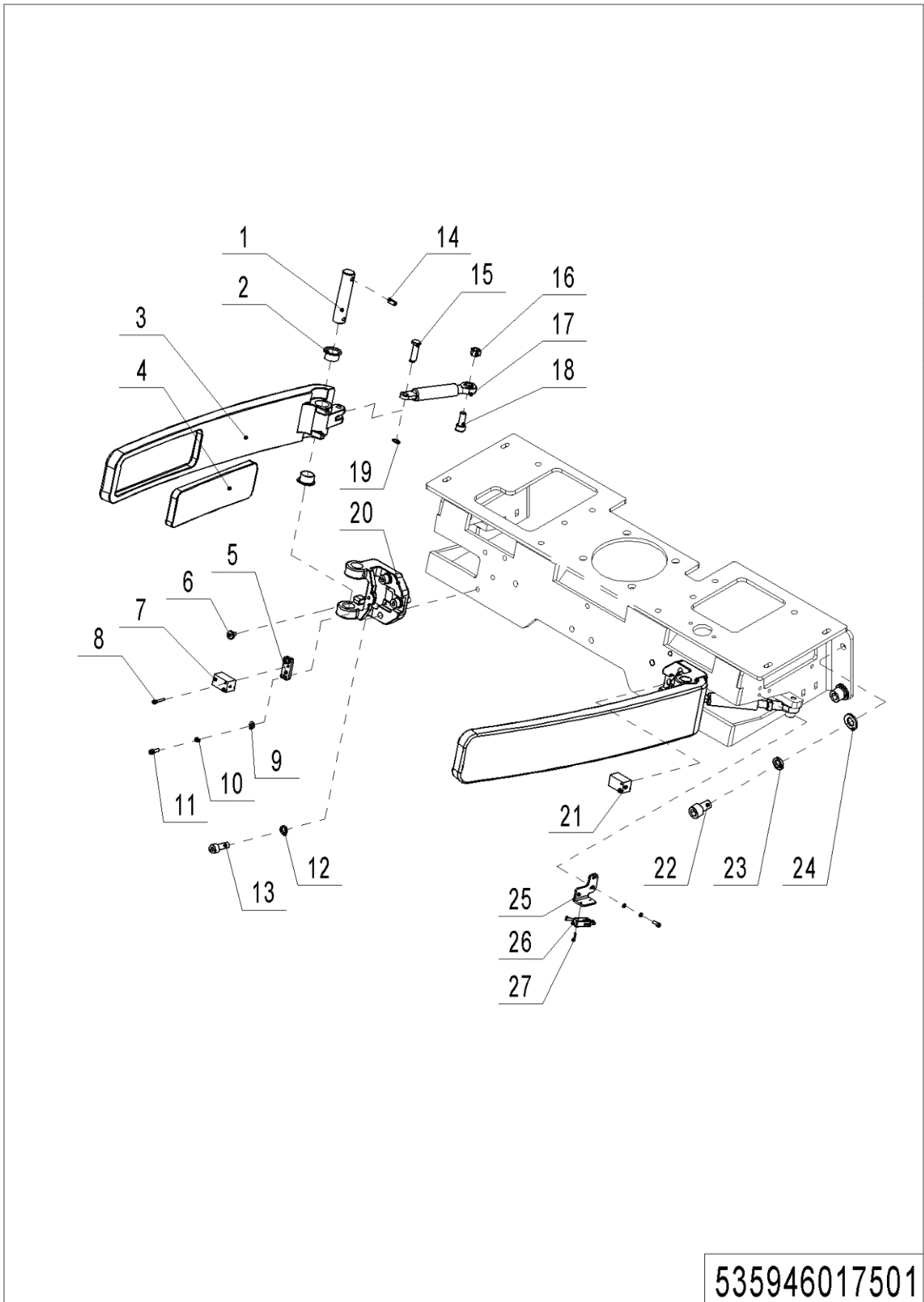
No.	Item Code	Mark	Item Description	Qty.	Substitute	Note
7	505921510002		Pin	2		
8	505638520034		Pin	2		
9	506938520000		Axle	1		
10	506738520040		Stop Block	1		
11	940500200008		Bushing	2		
12	911000400001		Tiller	1		
13	505638520123		Handle	1		
14	505938510003		Roller	6		
14.01	910700200017		Bearing	2		
14.02	505938520021		Roller	1		
14.03	505938520020		Axle	1		
14.04	910401300006		Circlip	2		
15	506738510006		Pin	1		
16	910600500004		Spring Pin	2		
17	505638520037		Axle	2		
18	506798510003		Push Rod Kit(1150)	2		
18	506798510004		Push Rod Kit(1220)	2		
18	506998510001		Push Rod Kit(1350)	2		
18	506998510002		Push Rod Kit(1400)	2		
18	506998510003		Push Rod Kit(1500)	2		
18	506998510004		Push Rod Kit(1600)	2		
18	506998510005		Push Rod Kit(1800)	2		
18	506998510006		Push Rod Kit(2000)	2		
18	506998510007		Push Rod Kit(2400)	2		
18.01	910401700005	1	Circlip	2		
18.02	505638520035		Push Rod Fork	2		
18.03	910300400010	1	Nut	4		
18.04	506938510002	2	Push Rod (1150)	2		
18.04	506938510005	2	Push Rod (1220)	2		

02 Chassis (Side Extraction) (506946038501) Continuation2



02 Chassis (Side Extraction) (506946038501) Continuation2

No.	Item Code	Mark	Item Description	Qty.	Substitute	Note
18.04	506938510008	2	Push Rod (1350)	2		
18.04	506938510011	2	Push Rod (1400)	2		
18.04	506738510025	2	Push Rod (1600)	2		
18.04	506938510017	2	Push Rod (1600)	2		
18.04	506938510020	2	Push Rod (1800)	2		
18.04	506938510023	2	Push Rod (2000)	2		
18.04	506938510026	2	Push Rod (2400)	2		

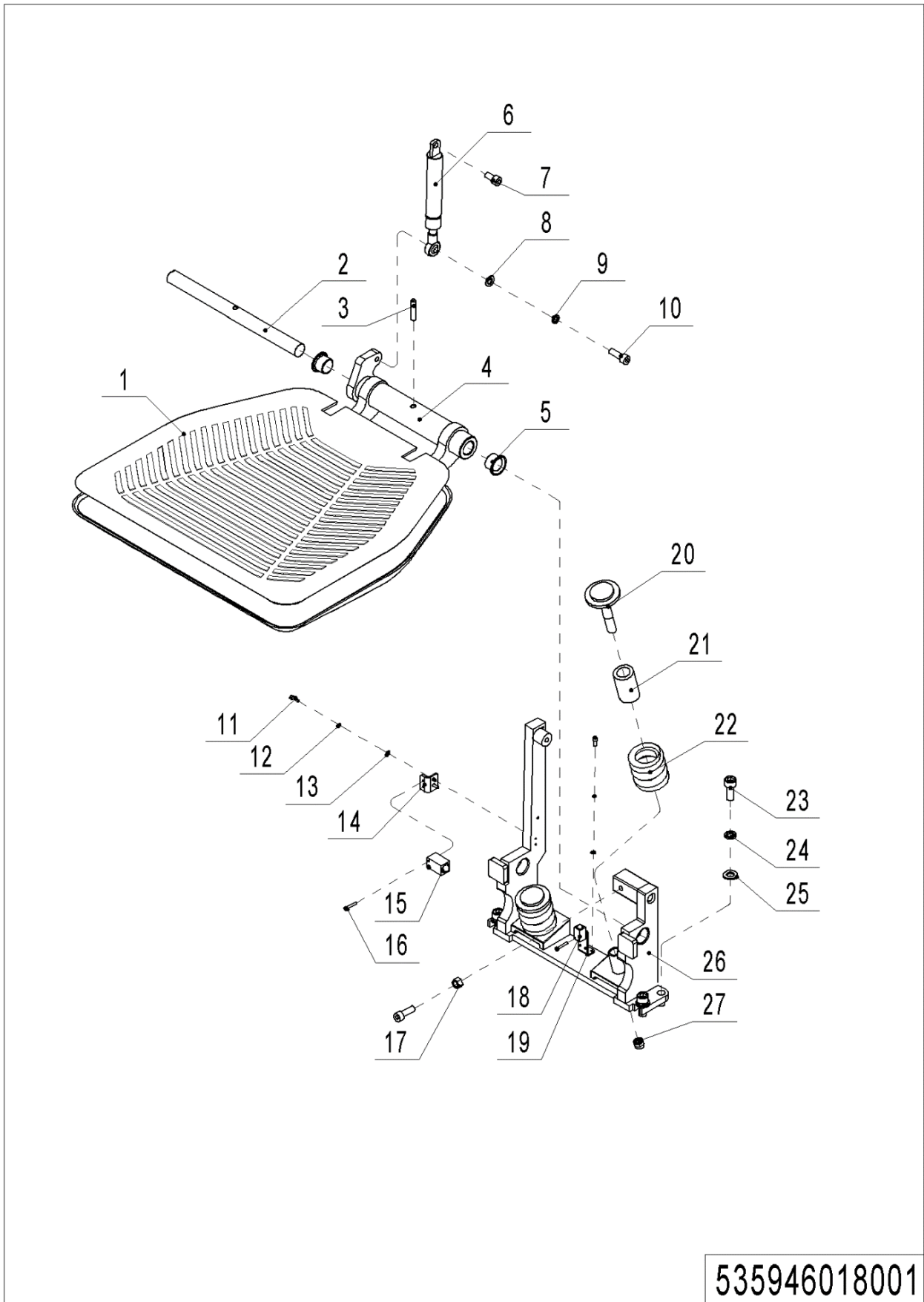
03 Guard Arm (535946017501)

1= Supply as package. 2= Supply with constraints. 3= Phasing-out supply. 4= Supply as assembly. 5= Check other tables.

03 Guard Arm (535946017501)

No.	Item Code	Mark	Item Description	Qty.	Substitute	Note
1	535917520007		Axle	2		
2	940500200003		Bushing	2		
3	535917520008		Protective Arm	2		
4	535917520009		Protective Mat	2		
5	535917520011		Mounting Plate	2		
6	535917520012		Protective Mat	2		
7	506733510004		Proximity Switch	1		Original 535933510001
8	910200500015	1	Screw	4		
9	910400100003	1	Flat Washer	8		
10	910400500003	1	Spring Washer	8		
11	910200200014	1	Screw	8		
12	910400500006	1	Spring Washer	6		
13	910200200058	1	Screw	6		
14	910600400025	1	Spring Pin	2		
15	535917520010		Axle	2		
16	910300100006	1	Nut	2		
17	940400100037		Air Spring	2		
18	910200200060	1	Screw	2		
19	910401300001	1	Circlip	2		
20	535917520006		Mounting Base	2		
21	506733510005		Proximity Switch	1		Original 535933510000
22	910200200096	1	Screw	4		
23	910400500008	1	Spring Washer	4		
24	910400100008	1	Flat Washer	4		
25	535917520013		Mounting Plate	1		With safety
26	920200300016		Microswitches	2		With safety
27	910200500014		Screw	4		With safety
28	506733010025		Wire Harness	2		With safety
29	535917520014		Mounting plate	1		With safety

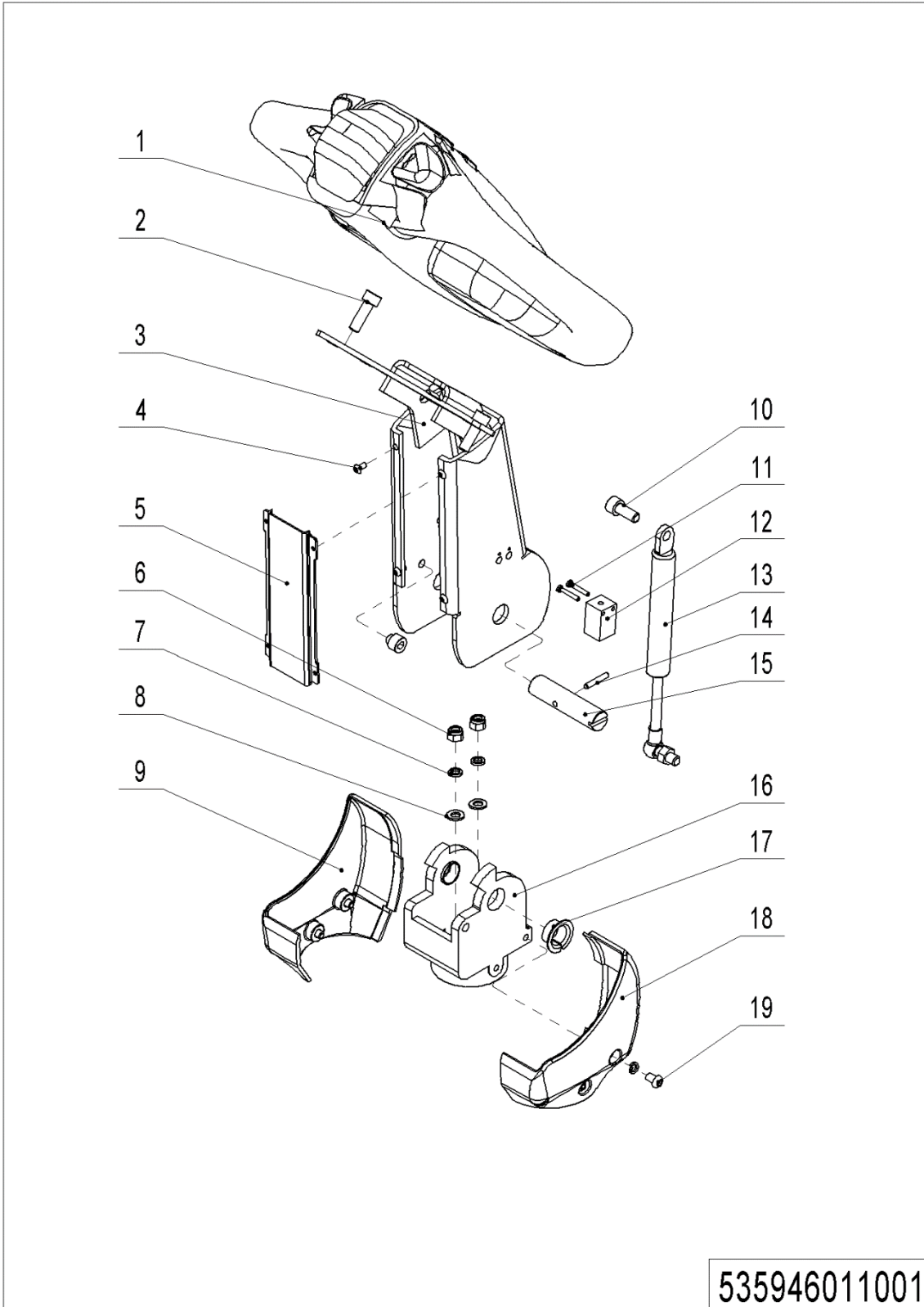
04 Platform (535946018001)



535946018001

04 Platform (535946018001)

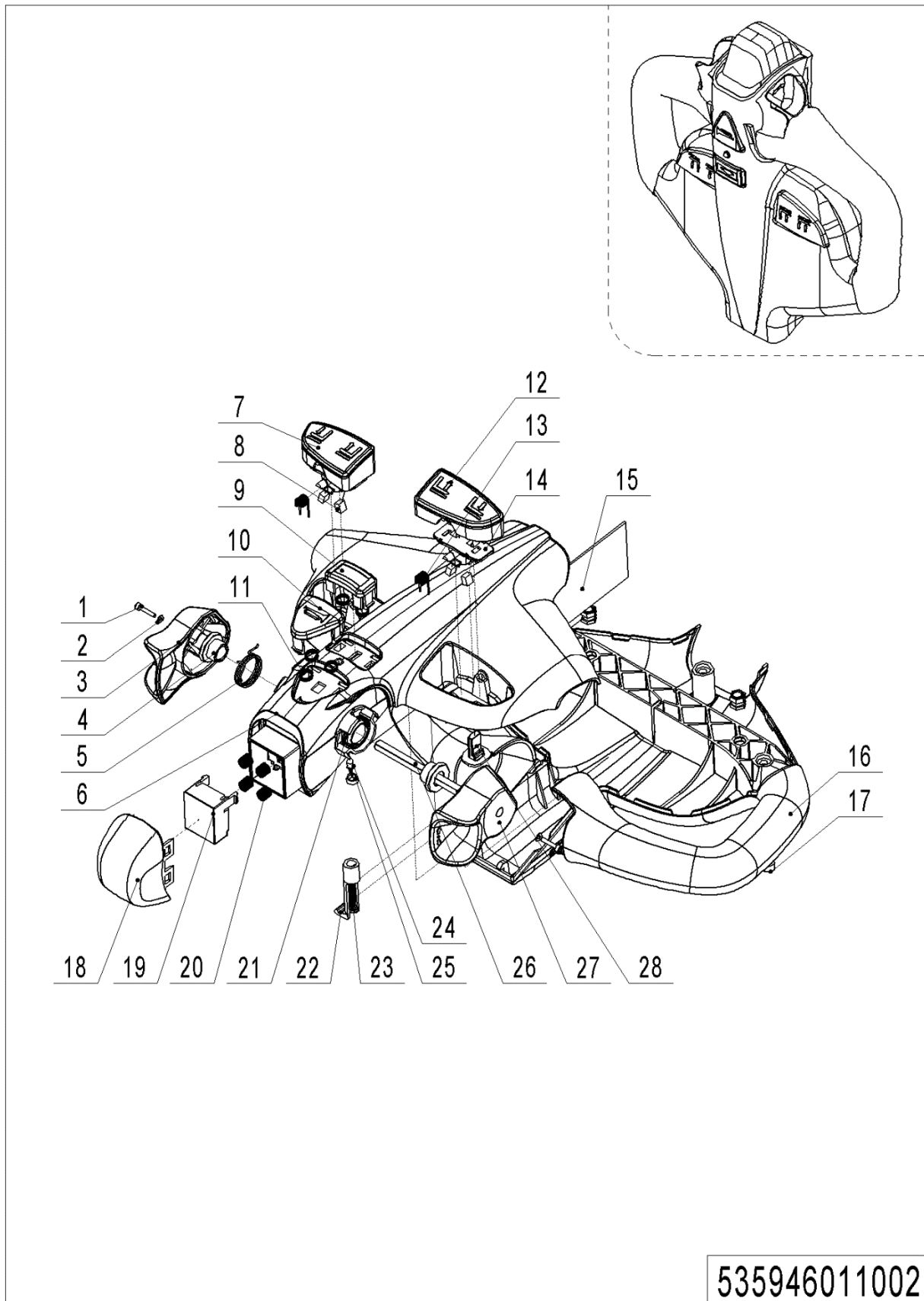
No.	Item Code	Mark	Item Description	Qty.	Substitute	Note
1	535918020019		Pedal Pad	1		
2	535918020014		Axle	1		
3	910600400040	1	Spring Pin	1		
4	535918010001		Platform	1		
5	940500200008		Bushing	2		
6	940400100038		Air Spring	1		
7	910200200057	1	Screw	1		
8	910400100006	1	Flat Washer	1		
9	910400500006	1	Spring Washer	1		
10	910200200058	1	Screw	2		
11	910200200014	1	Screw	4		
12	910400500003	1	Spring Washer	4		
13	910400100003	1	Flat Washer	4		
14	535918020015		Mounting Plate	1		
15	535933510003		Proximity Switch	1		Original 535933510002
16	910200500015	1	Screw	2		
17	910300100007	1	Nut	1		
18	506733510005		Proximity Switch	1		
19	535918020022		Mounting Plate	1		
20	535918020017		Bolt	2		
21	535918020018		Cushion Collar	2		
22	535918020016		Spring	2		
23	910200200076	1	Screw	4		
24	910400500007	1	Spring Washer	4		
25	910400100007	1	Flat Washer	4		

Chapter 4: Steering System, Braking System, Wheels**01 Tiller (535946011001)**

01 Tiller (535946011001)

No.	Item Code	Mark	Item Description	Qty.	Substitute	Note
1	922100100001	3	Tiller	1		Check 535946011002
1	922100100001		Tiller	1	92210010009 9	REMA see 535946011010
1	922100100012		Tiller	1		德通 see505646011002
4	922100100099		Tiller (EN1175-2020)	4		见 535946011010
2	910200200058	1	Screw	2		
3	535911010000	2	Tiller	1		
3	535911010001	2	Tiller	1		Short Tiller
4	910200300005	1	Screw	4		
5	535911020003		Close Plate	1		
5	535911020008		Close Plate	1		Short Tiller
6	910300500005	1	Nut	2		
7	910400500007	1	Spring Washer	2		
8	910400100007	1	Flat Washer	2		
9	535911020005		Protective Cover	1		
10	910200200057	1	Screw	1		
11	910200500015	1	Screw	2		
12	506733510002		Proximity Switch	1		
13	940400100001		Air Spring	1		
13	940400100045		Air Spring	1		Short Tiller
14	910600400013	1	Spring Pin	1		
15	505611020008		Axle	1		
16	535911020004		Bracket	1		
16	535911020009		Bracket	1		Short Tiller
17	940500200002		Bushing	2		
18	535911020006		Protective Cover	1		
19	910200300016	1	Screw	4		

02 Tiller (535946011002)

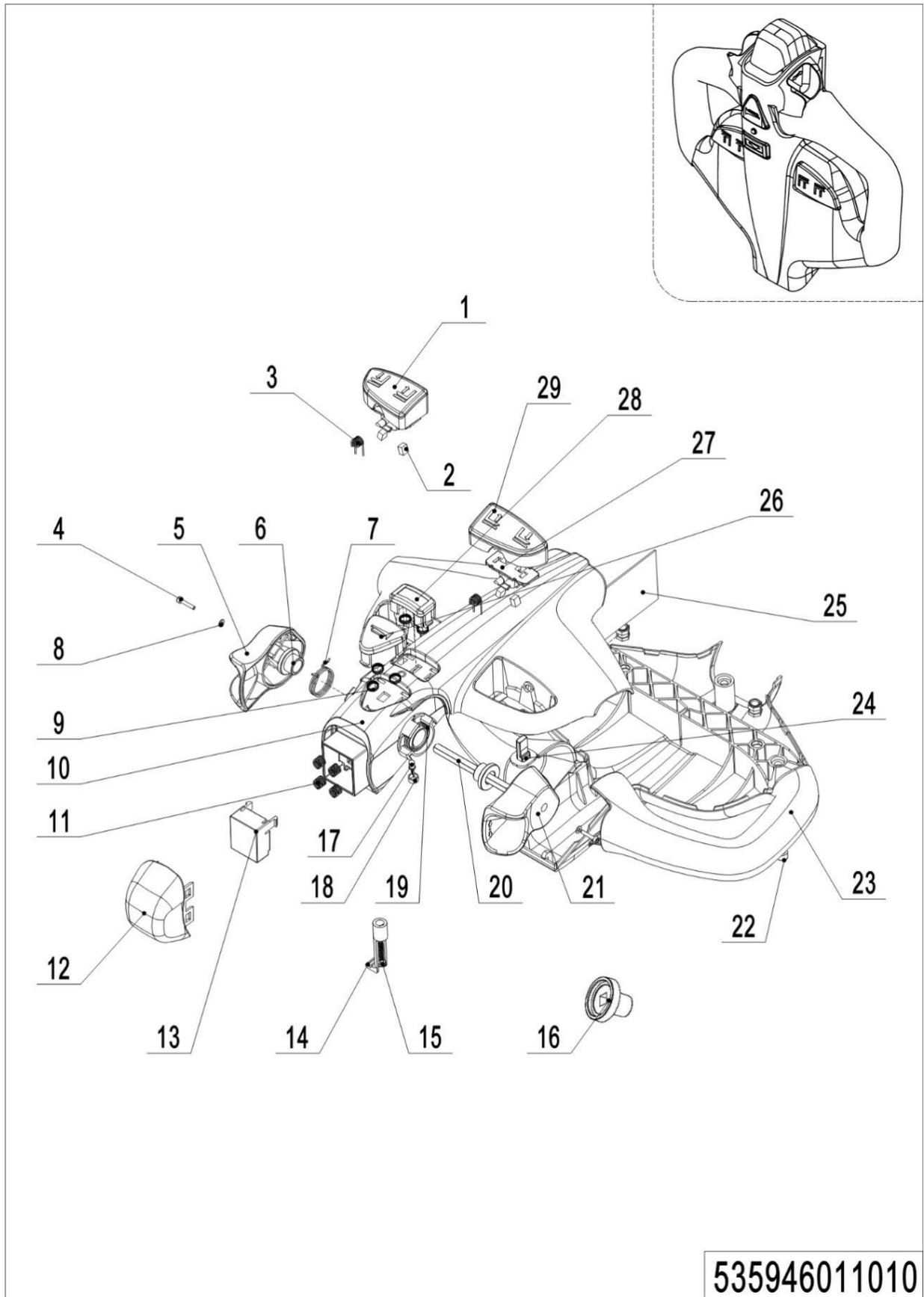


535946011002

02 Tiller (535946011002)

No.	Item Code	Mark	Item Description	Qty.	Substitute	Note
--	922100100001		Tiller	1		
1	505698520008		Screw	2		
2	505698520009		Washer	2		
3	505698520001		Traction lever	1		
4	505698520004		Sleeve	2		
5	505698520027		Torsional Spring	1		
6	505698520014		Handle Cap	1		
7	505698520016		Button cap	1		
8	505698520005		Magnet	4		
9	505698520021		Button Cap	1		
10	505698520002		Horn Button	1		
11	505698520003		Spring	5		
12	505698520022		Button Cap	1		
13	505698520018		Torsional Spring	2		
14	505698520017		Fixing Base	2		
15	505698520028		circuit Board	1		
16	505698520015		Handle Cap	1		
17	505698520007		Screw	3		
18	505698520020		Button Cap-	1		
19	505698520019		Pedestal	1		
20	505698520006		Spring	4		
21	505698520026		Torsional Spring	1		
22	505698520012		Clamp	1		
23	505698520023		Screw	1		
24	505698520024		Light	1		
25	505698520025		Lamp Holder	1		
26	505698520011		Axle-Traction lever	1		
27	505698520010		Traction lever	1		
28	505698520013		Sensor	2		

03 Tiller (535946010010)

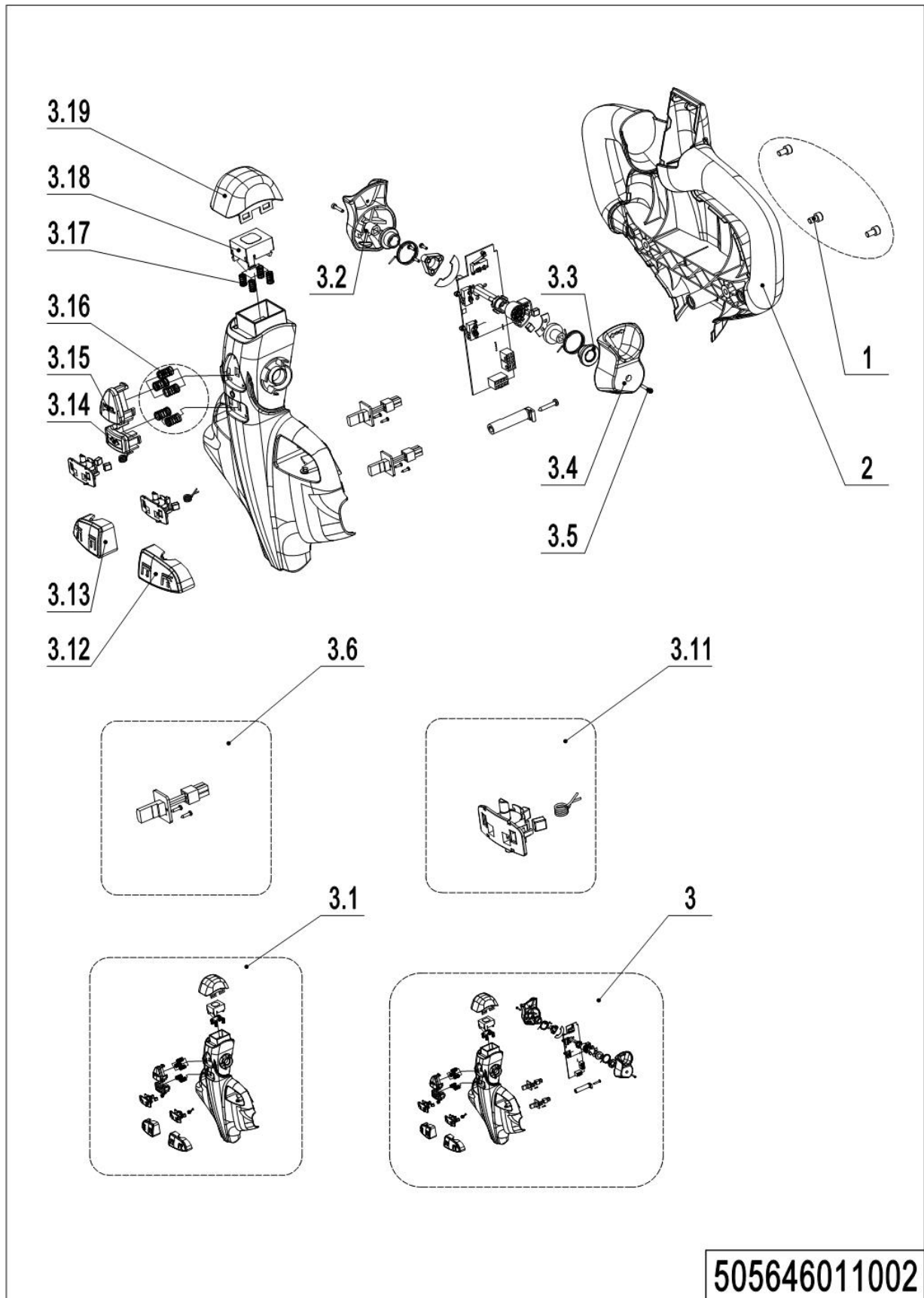


1= Supply as package. 2= Supply with constraints. 3= Phasing-out supply. 4= Supply as assembly. 5= Check other tables.

03 Tiller (535946010010)

No.	Item Code	Mark	Item Description	Qty.	Substitute	Note
1	505698520016		Button cap	1		
2	505698520005		Magnet	4		
3	505698520018		Torsional Spring	2		
4	505698520008		Screw	2		
5	505698520001		Traction lever	1		
6	505698520004		Sleeve	2		
7	505698520027		Torsional Spring	1		
8	505698520009		Washer	2		
9	505698520003		Spring	5		
10	505698520099		Handle Cap	1		
11	505698520006		Spring	4		
12	505698520020		Button Cap-	1		
13	505698520100		Pedestal	1		
14	505698520012		Clamp	1		
15	505698520023		Screw	1		
16	505698520102		Magnet holder	2		
17	505698520024		Light	1		
18	505698520025		Lamp Holder	1		
19	505698520026		Torsional Spring	1		
20	505698520011		Axle-Traction lever	1		
21	505698520010		Traction lever	1		
22	505698520007		Screw	3		
23	505698520015		Handle Cap	1		
24	505698520013		Sensor	2		
25	505698520101		circuit Board	1		
26	505698520002		Horn Button	1		
27	505698520017		Fixing Base	2		
28	505698520021		Button Cap	1		
29	505698520022		Button Cap	1		

04 Tiller (505646011002)

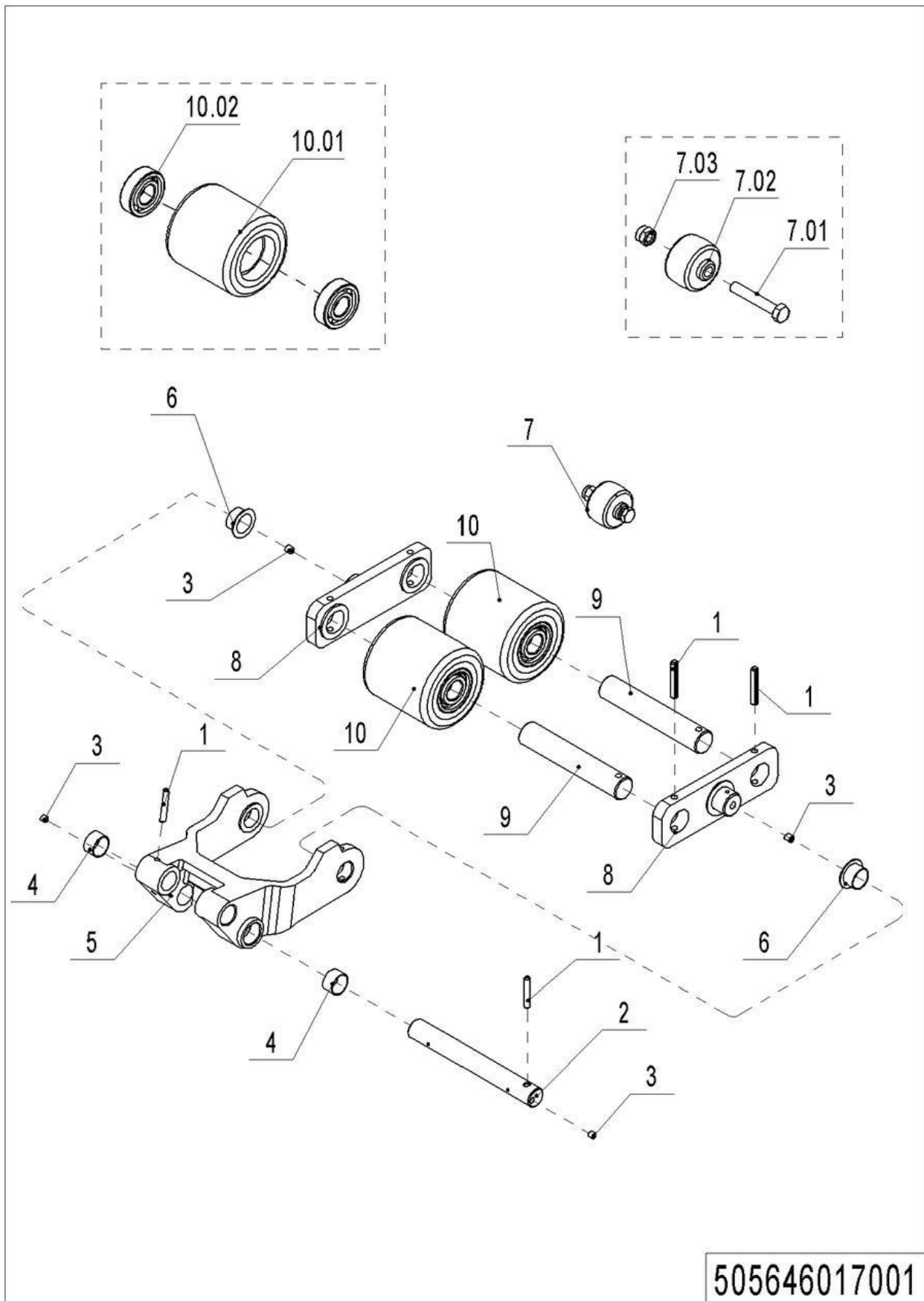


505646011002

04 Tiller (505646011002)

No.	Item Code	Mark	Item Description	Qty.	Substitute	Note
1	910200200032	1	Screw	3		M6×10
2	505698520124	2	Handle Cap	1		
3	505698510024	2	Handle Cap Kit	1		
3.1	505698510021	2	Handle Cap Kit	1		
3.11	505698510023	2	Sensor	1		
3.12	505698520113	2	Button	1		
3.13	505698520114	2	Button	1		
3.14	505698520115	2	Button	1		
3.15	505698520116	2	Button	1		
3.16	505698520117	2	Spring	5		
3.17	505698520118	2	Spring	4		
3.18	505698520119	2	Cover	1		
3.19	505698520120	2	Cover	1		
3.2	505698520121	2	Traction lever	1		
3.3	505698520122	2	Sleeve	2		
3.4	505698520123	2	Traction lever	1		
3.5	910200200004	1	Screw	2		M3×16
3.6	505698510022	2	Magnetic Steel Base Kit	1		
--	922100100012		Tiller	1		

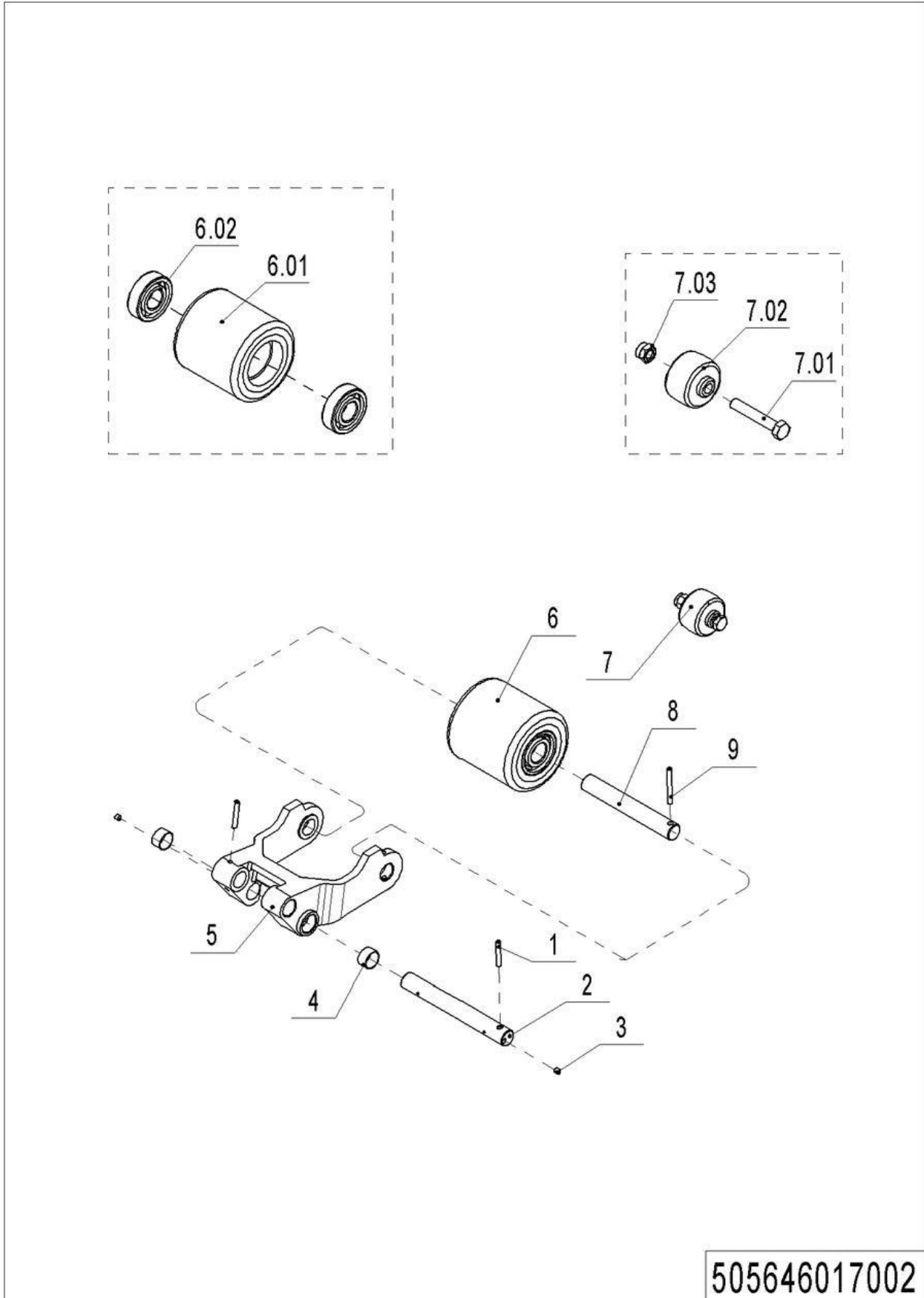
05 Load Wheel (Tandem) (505646017001)



1= Supply as package. 2= Supply with constraints. 3= Phasing-out supply. 4= Supply as assembly. 5= Check other tables.

05 Load Wheel (Tandem) (505646017001)

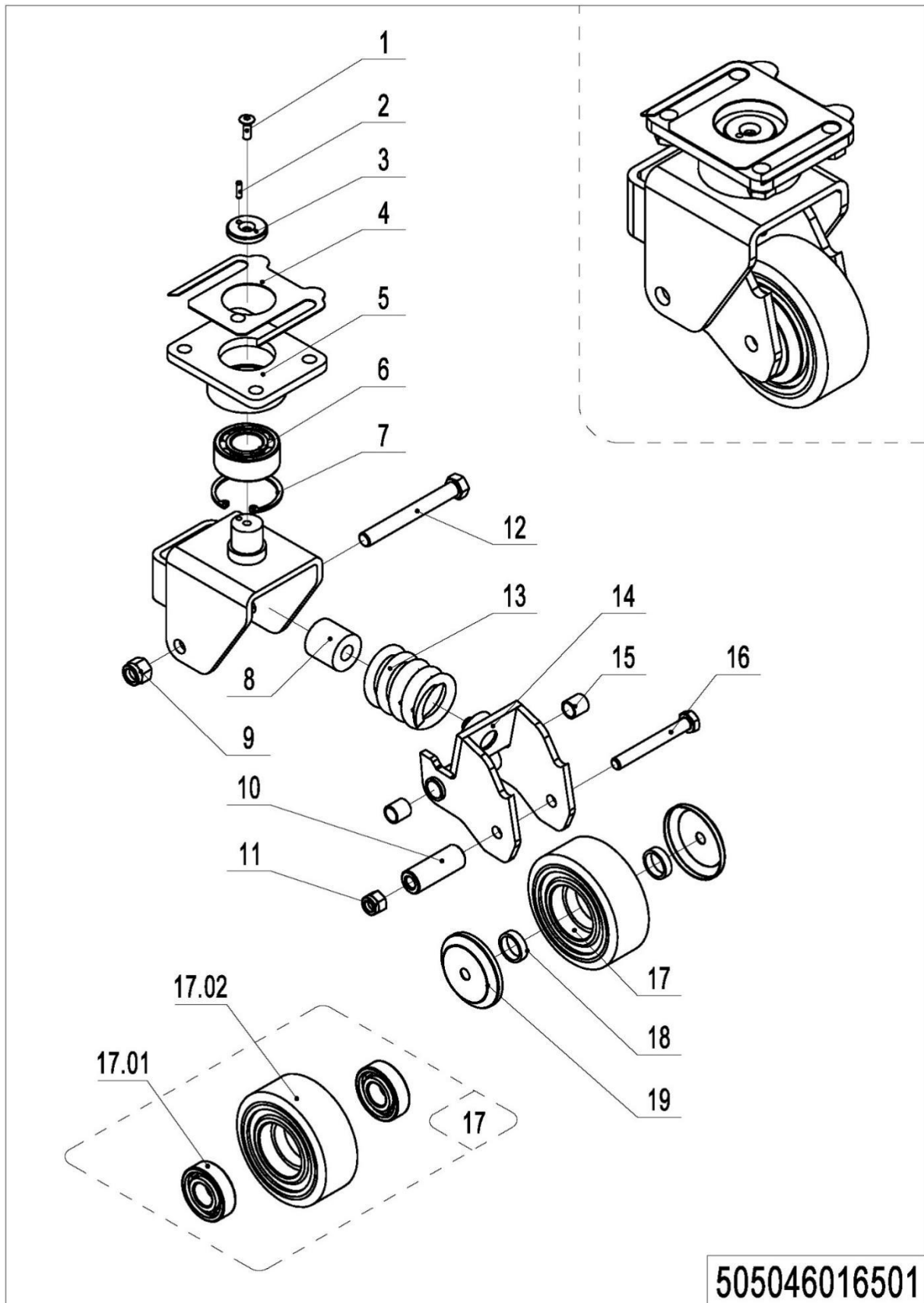
No.	Item Code	Mark	Item Description	Qty.	Substitute	Note
1	910600400027	1	Spring Pin	8		
2	505638520038		Pin	2		
3	911200100001		Oil Cup	2		
4	940500100012		Bushing	4		
5	505638520036		Riser	2		
6	940500200003		Bushing	2		
7	502398510003		Pulley components	2		
7.01	910100100035	1	Bolt	2		
7.02	505638520039		Running Pulley	2		
7.03	910300500005	1	Nut	2		
8	505617020001		Plate	4		
9	505617020000		Axle	4		
10	505698510003		Wheel	4		
10.01	940300300010		Wheel Φ 84x84	4		
10.02	910700200019		Bearing	8		

06 Load Wheel (Single) (505646017002)

06 Load Wheel (Single) (505646017002)

No.	Item Code	Mark	Item Description	Qty.	Substitute	Note
1	910600400027	1	Spring Pin	4		
2	505638520038		Pin	2		
3	911200100001		Oil Cup	2		
4	940500100012		Bushing	4		
5	505638520036		Riser	2		
6	505698510004		Wheel	2		
6.01	940300300006		Wheel Φ 82x110	2		
6.02	910700200019		Bearing	4		
7	502398510003		Pulley components	2		
7.01	910100100035	1	Bolt	2		
7.02	505638520039		Running Pulley	2		
7.03	910300500005	1	Nut	2		
8	505617020002		Axle	2		
9	910600400030	1	Spring Pin	4		

07 Caster (50506016501)

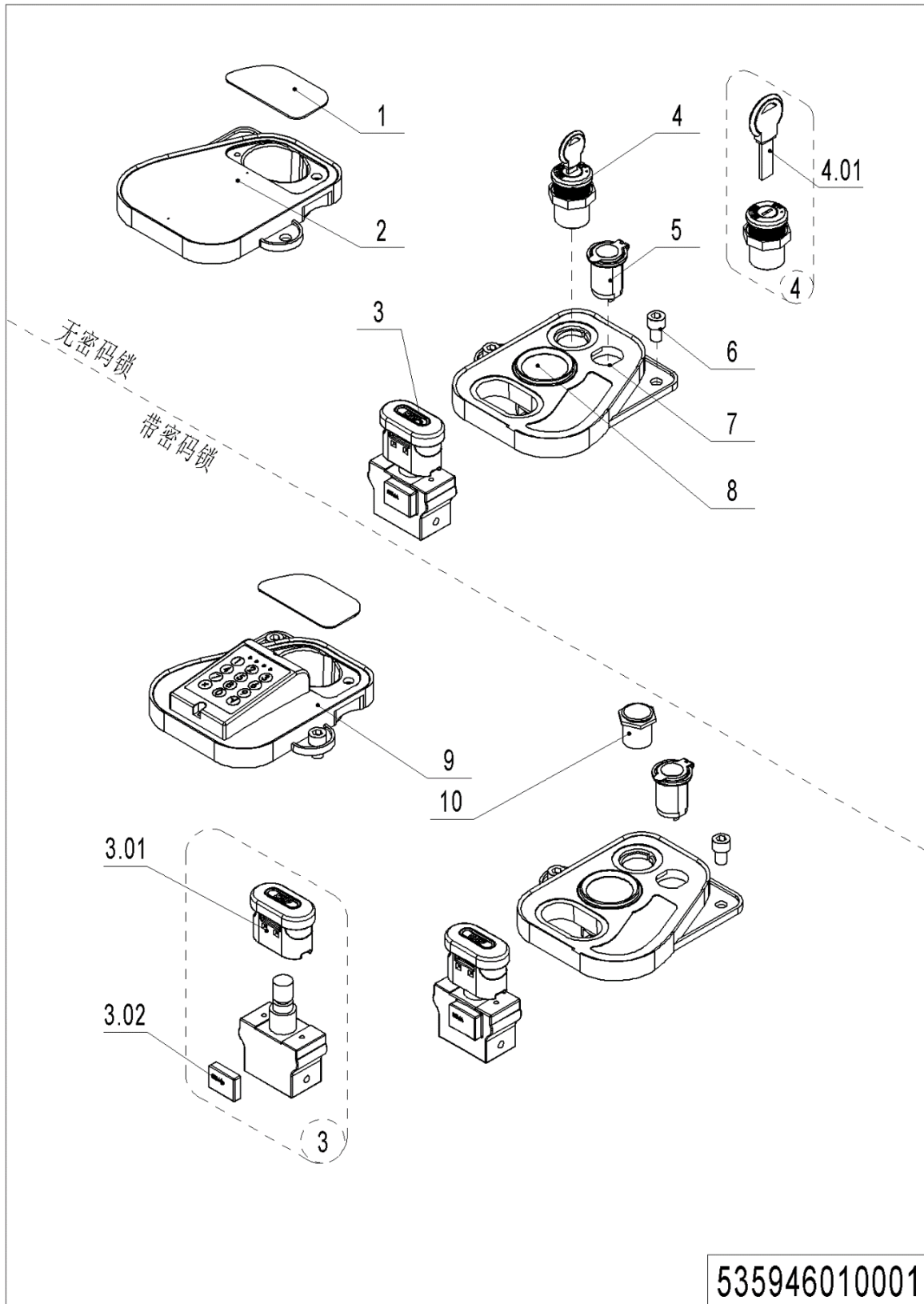


07 Caster (505046016501)

No.	Item Code	Mark	Item Description	Qty.	Substitute	Note
--	505016510001		Caster Assembly	1		
1	941100300001	1	Screw	1		
2	910600100004	1	Cylindrical Pin	1		
3	505616520007	1	Retaining Ring	1		
4	505616520014		Pad	1		
5	504416510002	2	Plate	1		
6	910700500002		Bearing	1		
7	910401400016	1	Circlip	1		
8	505616520000		Spring	1		
9	910300500006	1	Nut	1		
10	505616520013	1	Bushing	1		
11	910300500005	1	Nut	1		
12	941100200002	1	Bolt	1		
13	940400500007	1	Spring	1		
14	505616510003	2	Whirling Arm	1		
15	940500100002		Bushing	2		
16	910100100038	1	Bolt	1		
17	505698510000		Wheel	1		
17.01	910700200019		Bearing	2		
17.02	940300300018		WheelΦ100x40	1		
18	505616520012	1	Check Ring	2		
19	505616520011		Dust Cap	2		

Chapter 5: Electrical Parts

01 Gauge components (535946010001)

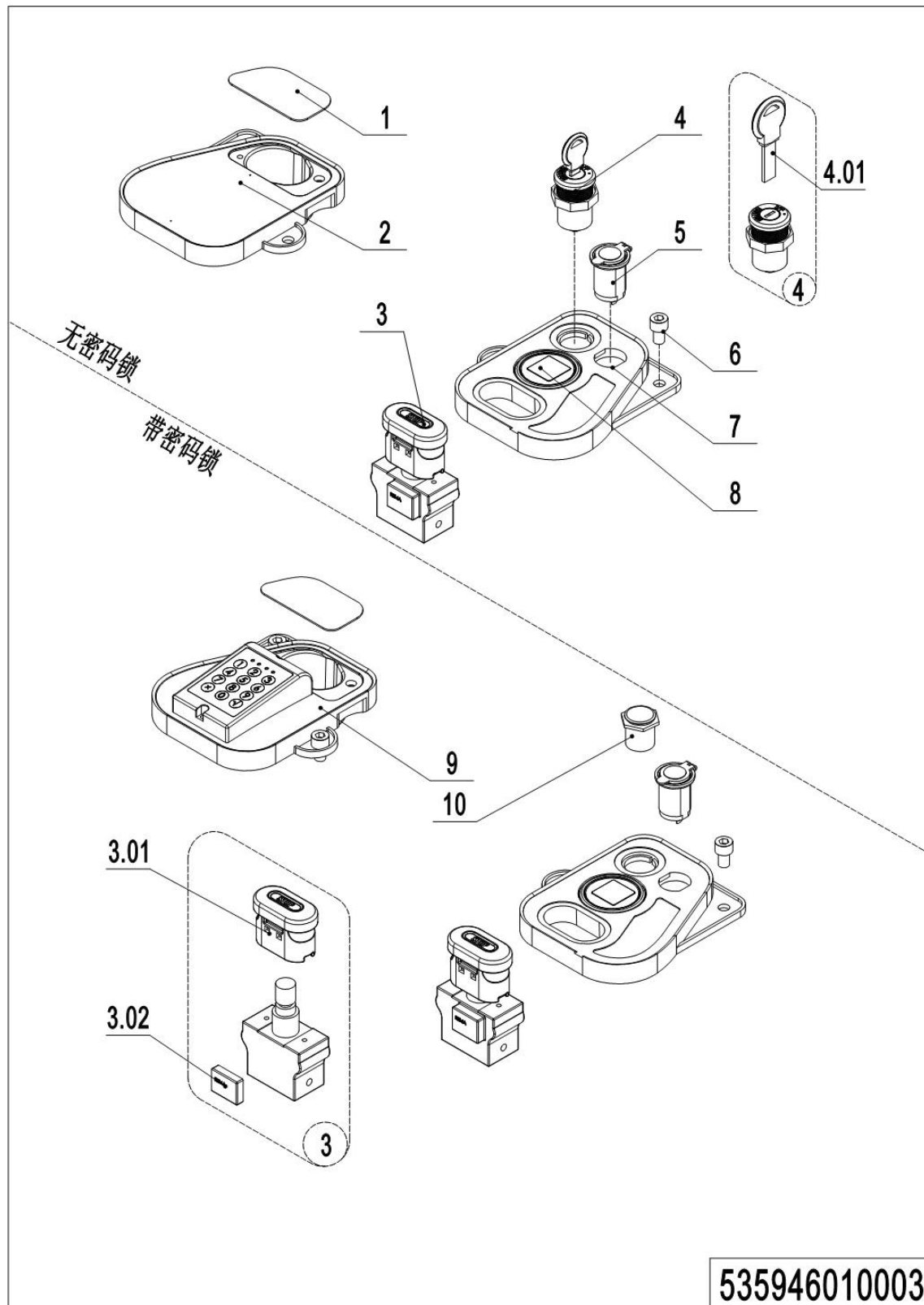


1= Supply as package. 2= Supply with constraints. 3= Phasing-out supply. 4= Supply as assembly. 5= Check other tables.

01Gauge components (535946010001)

No.	Item Code	Mark	Item Description	Qty.	Substitute	Note
1	535910020003		Sealing plates	1		
2	535910020002		Dashboard	1		
3	920200100009		Emergency stop switch	1		
3.01	920200100010		Emergency stop switch	1		
3.02	920200100012		Emergency stop switch	1		
4	505634010000		Key switches	1		Lead-acid
4.01	505698520031		Key	1		
4	505634010001		Key switches	1		Li
4.01	505698520031		Key	1		
5	206033010036		USB interface	1		
5	506733010066		USB interface	1		
6	910200200074	1	Screw M10x16	4		
7	535910020001		Dashboard	1		
8	921100100012		Appearance	1		
8	921100100049		Appearance	1		
9	920200200014		Combination lock	1		
10	506734010000		button	1		Lead-acid
10	506634010000		button	1		Li

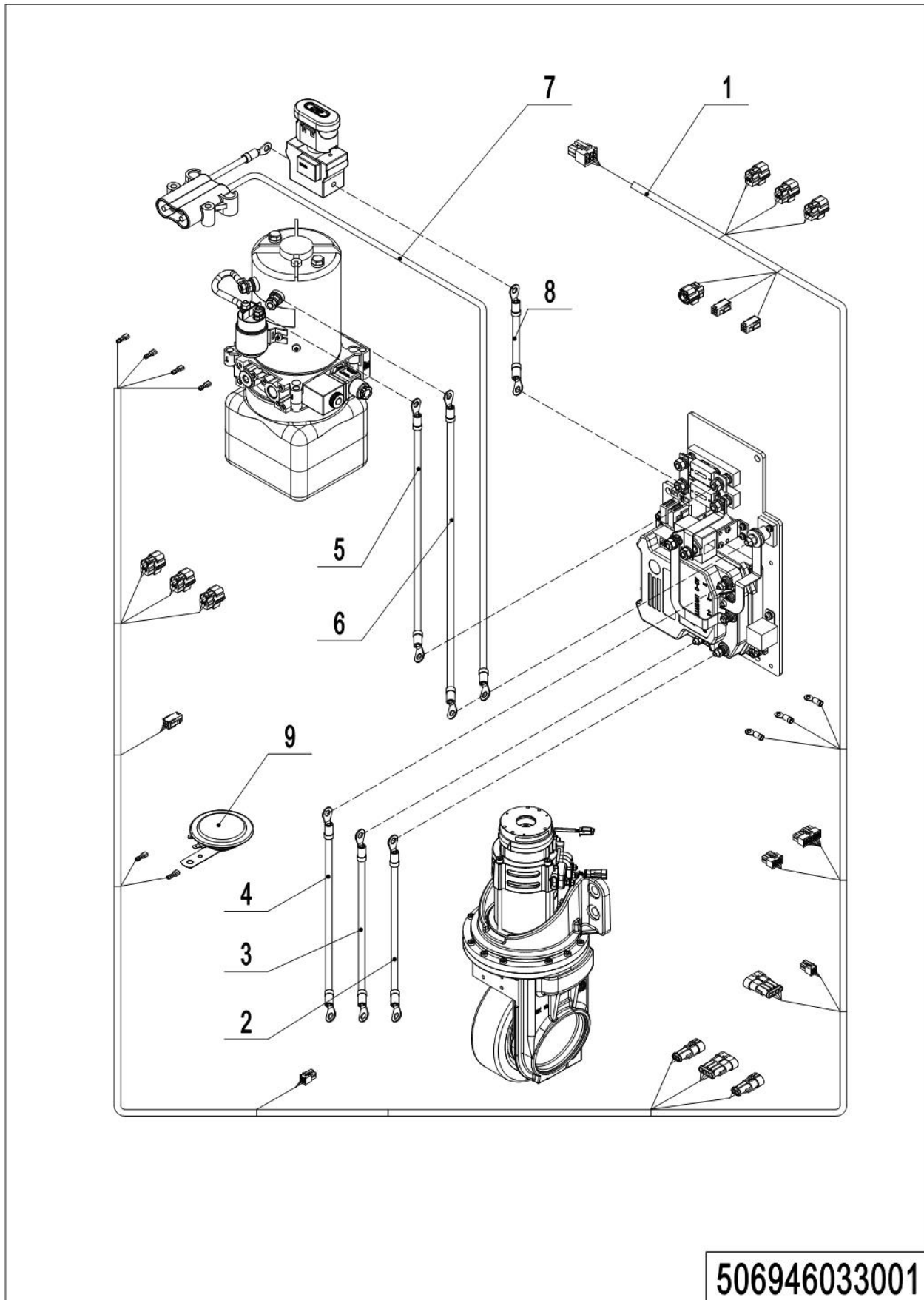
02 Gauge components (EN1175-2020) (535946010003)



02Gauge components (EN1175-2020) (535946010003)

No.	Item Code	Mark	Item Description	Qty.	Substitute	Note
1	535910020003		Sealing plates	1		External charger
2	535910020002		Dashboard	1		
3	920200100009		Emergency stop switch	1		
3.01	920200100010		Emergency stop switch button	1		
3.02	920200100012		Microswitches	1		
3	920200100032		Emergency stop switch	1		
3.01	920200100039		Emergency stop switch	1		
3.02	920200100040		Emergency stop switch	1		
4	505634010000		Key switches	1		Lead-acid
4.01	505698520031		Key	1		
4	505634010001		Key switches	1		Li
4.01	505698520031		Key	1		
5	206033010036		USB interface	1		
5	506733010066		USB interface	1		
6	910200200074	1	Screw M10x16	4		
7	535910020001		Dashboard	1		
8	921100100135		Appearance			Li
8	921100100149		Appearance	1		Lead-acid
9	920200200014		Combination lock	1		
10	506734010000		button			Lead-acid
10	506634010000		button	1		Li

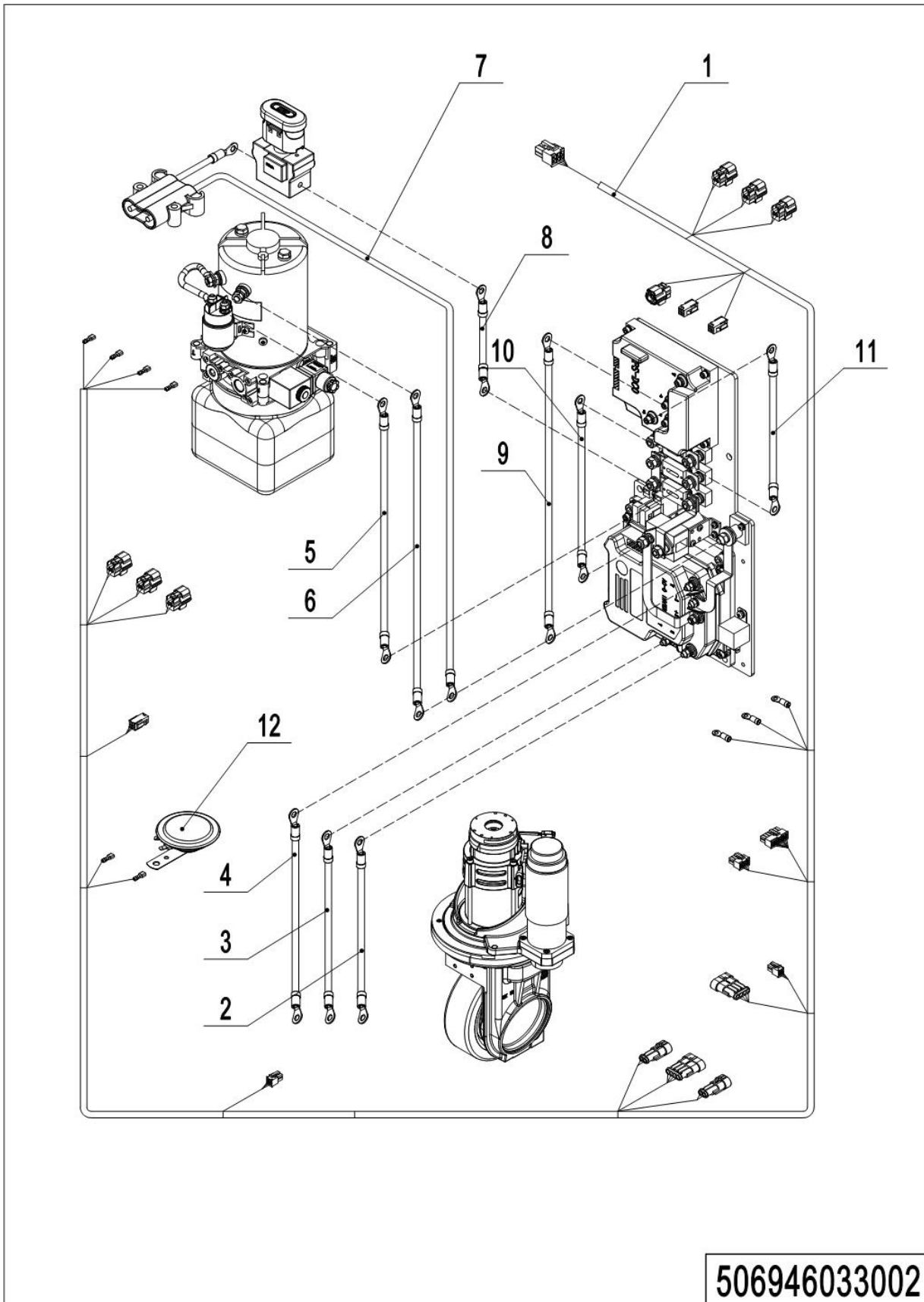
03 Harness assemblies (Manual Steering AC-0) (506946033001)



03Harness assemblies (Manual SteeringAC-0) (506946033001)

No.	Item Code	Mark	Item Description	Qty.	Substitute	Note
1	506733010000		Wiring harnesses	1		Lead-acid
1	506733010022		Wiring harnesses	1		Li
2	506733010005		Cable	1		
3	506733010006		Cable	1		
4	506733010007		Cable	1		
5	506933010004		Cable	1		
6	506933010005		Cable	1		
7	506733010013		Wiring harnesses	1		Lead-acid
7	506733010024		Wiring harnesses	1		Li
8	506733010014		Cable	1		
9	920500100001		Horn	1		

04 Harness assemblies (Electrical Steering AC-0+EPSDC0) (506946033002)

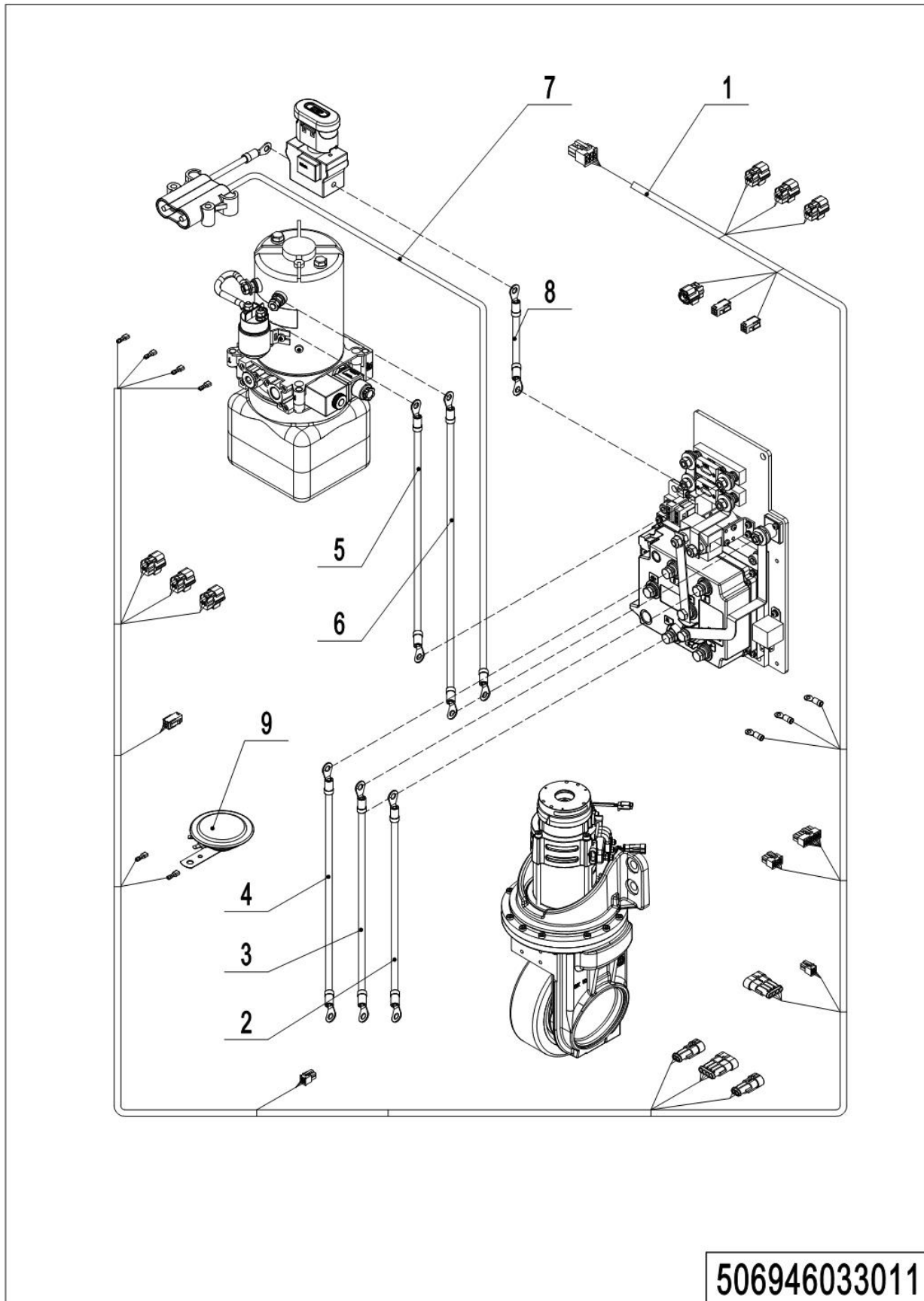


1= Supply as package. 2= Supply with constraints. 3= Phasing-out supply. 4= Supply as assembly. 5= Check other tables.

04Harness assemblies(Electrical SteeringAC-0+EPSDC0) (5069460330002)

No.	Item Code	Mark	Item Description	Qty.	Substitute	Note
1	506733010001		Wiring harnesses	1		Lead-acid
1	506733010023		Wiring harnesses			Li
2	506733010005		Cable	1		
3	506733010006		Cable	1		
4	506733010007		Cable	1		
5	506933010004		Cable	1		
6	506933010005		Cable	1		
7	506733010013		Wiring harnesses	1		Lead-acid
7	506733010024		Wiring harnesses			Li
8	506733010014		Cable	1		
9	506733010015		Connecting cables	1		
10	506733010016		Connecting cables	1		
11	506733010017		Connecting cables	1		
12	920500100001		Horn	1		

05 Harness assemblies (Manual Steering COMBIACX) (506946033011)

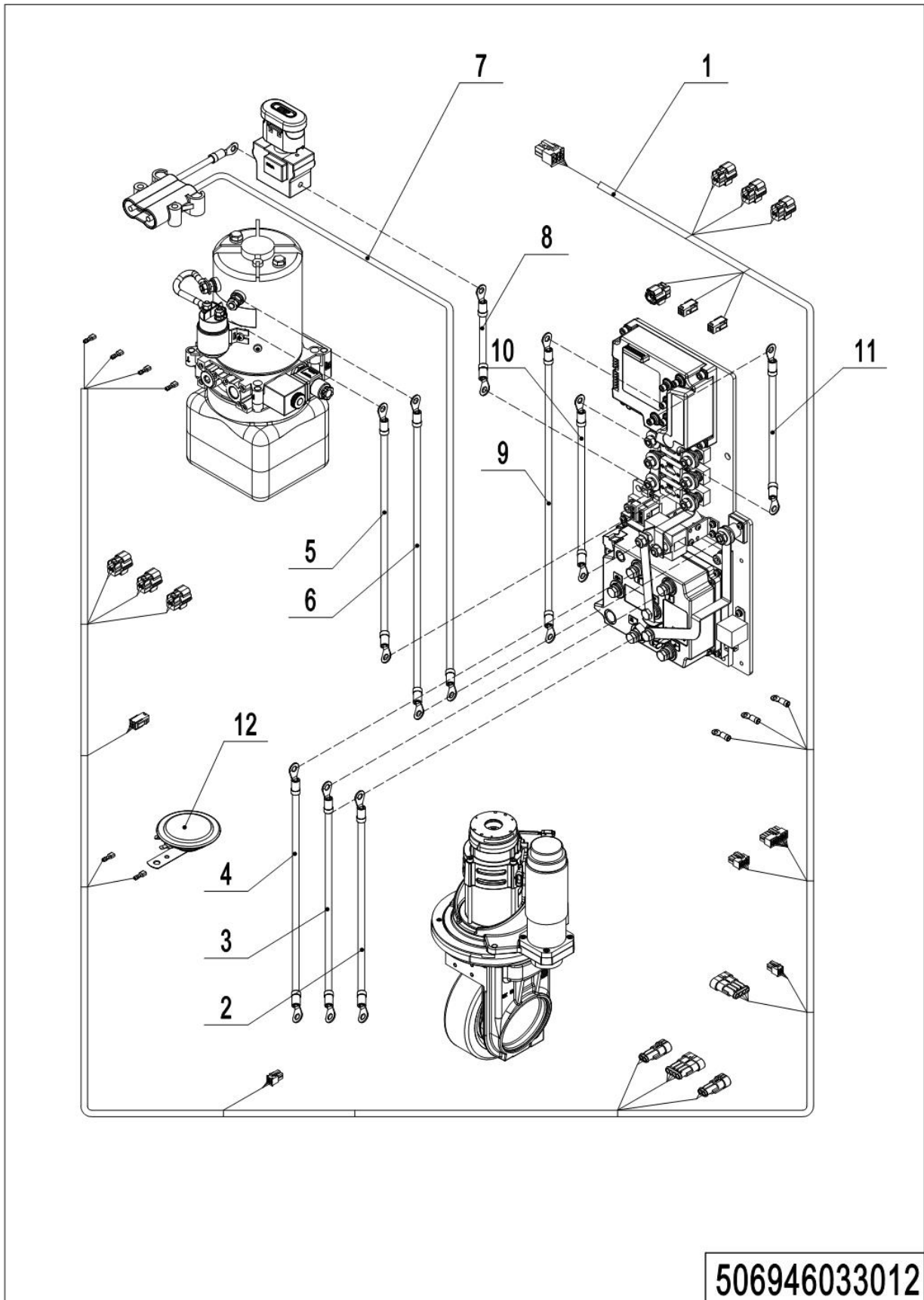


506946033011

05Harness assemblies (Manual SteeringCOMBIACX) (506946033011)

No.	Item Code	Mark	Item Description	Qty.	Substitute	Note
1	506733010026		Wiring harnesses	1		
2	506733010008		Cable	1		
3	506733010009		Cable	1		
4	506733010010		Cable	1		
5	506933010004		Cable	1		
6	506933010005		Cable	1		
7	506733010013		Wiring harnesses	1		Lead-acid
7	506733010024		Wiring harnesses			Li
8	506733010014		Cable	1		
9	920500100001		Horn	1		

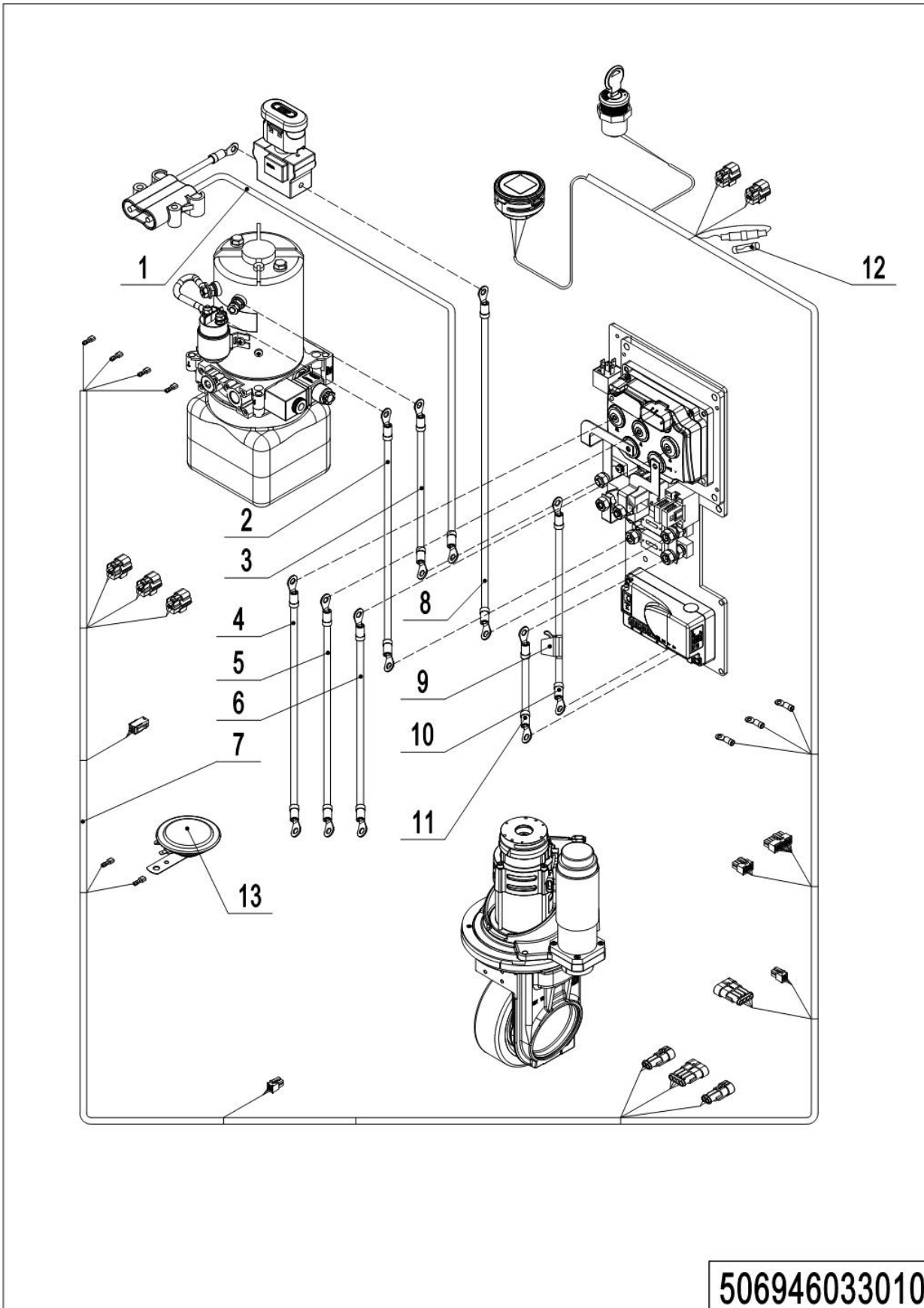
06 Harness assemblies (Electrical Steering COMBIACX+EPSDC0) (506946033012)



06Harness assemblies(Electrical SteeringCOMBIACX+EPSDC0) (5067460330012)

No.	Item Code	Mark	Item Description	Qty.	Substitute	Note
1	506733010027		Wiring harnesses	1		
2	506733010008		Cable	1		
3	506733010009		Cable	1		
4	506733010010		Cable	1		
5	506933010004		Cable	1		
6	506933010005		Cable	1		
7	506733010013		Wiring harnesses	1		Lead-acid
7	506733010024		Wiring harnesses			Li
8	506733010014		Cable	1		
9	506733010015		Connecting cables	1		
10	506733010016		Connecting cables	1		
11	506733010017		Connecting cables	1		
12	920500100001		Horn	1		

07 Harness assemblies (Electrical Steering, F2A+1220E) (506946033010)

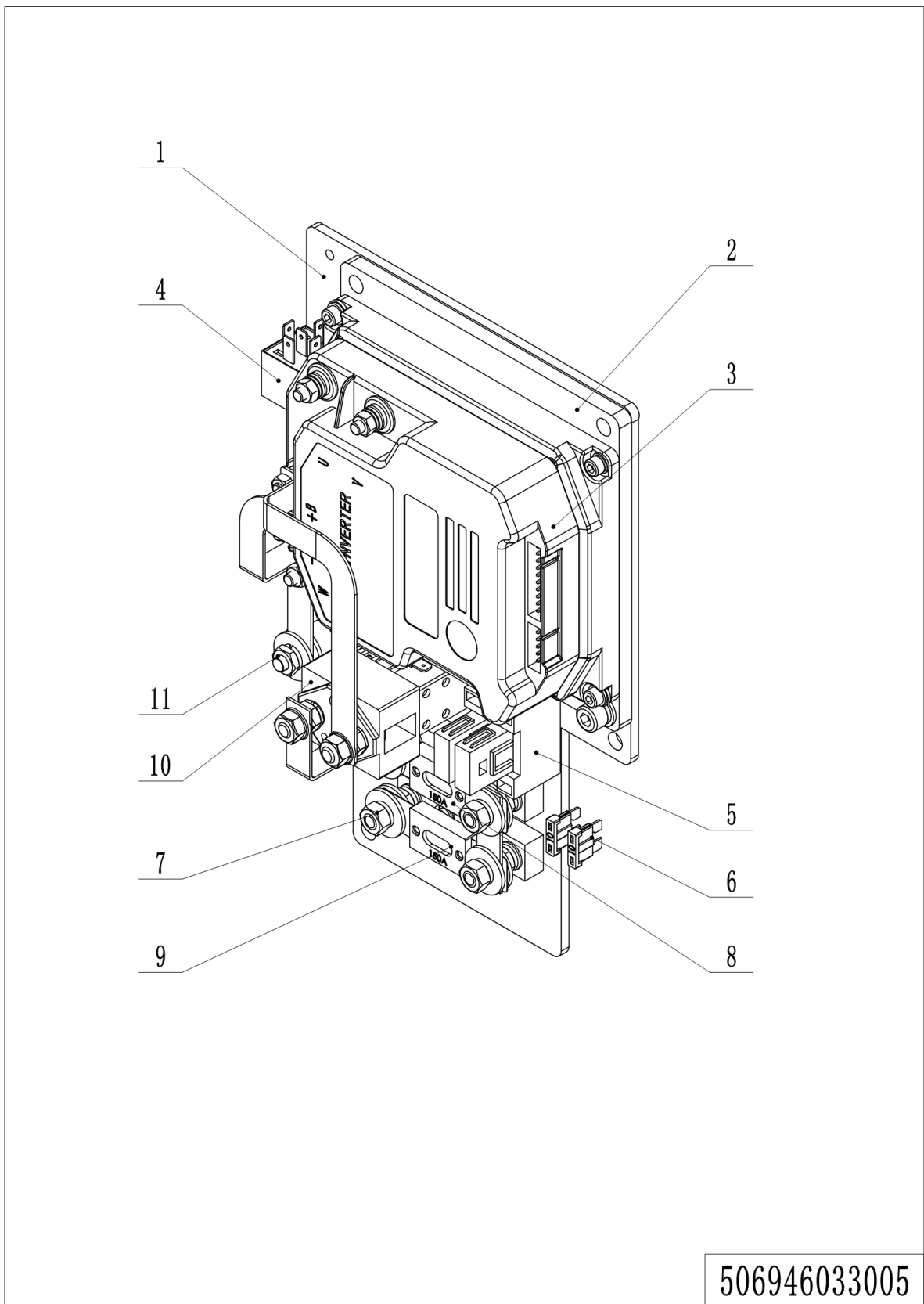


1= Supply as package. 2= Supply with constraints. 3= Phasing-out supply. 4= Supply as assembly. 5= Check other tables.

07Harness assemblies (Electrical Steering, F2A+1220E) (506946033010)

No.	Item Code	Mark	Item Description	Qty.	Substitute	Note
1	506933010018		Power wiring harness assembly	1		
2	506933010004		Connecting cables	1		
3	506933010005		Connecting cables	1		
4	506933010013		Cable	1		
5	506933010014		Cable	1		
6	506933010015		Cable	1		
7	506933010012		Wiring harnesses	1		
8	506733010014		Cable	1		
9	920100200011		Fuse 30A	1		
10	506933010020		Cable	1		
11	506933010021		Cable	1		
12	920100300001		Fuse 0.5A	1		
13	920500100001		Horn	1		

08 Electronic control components (Manual Steering AC-0) (506946033005)

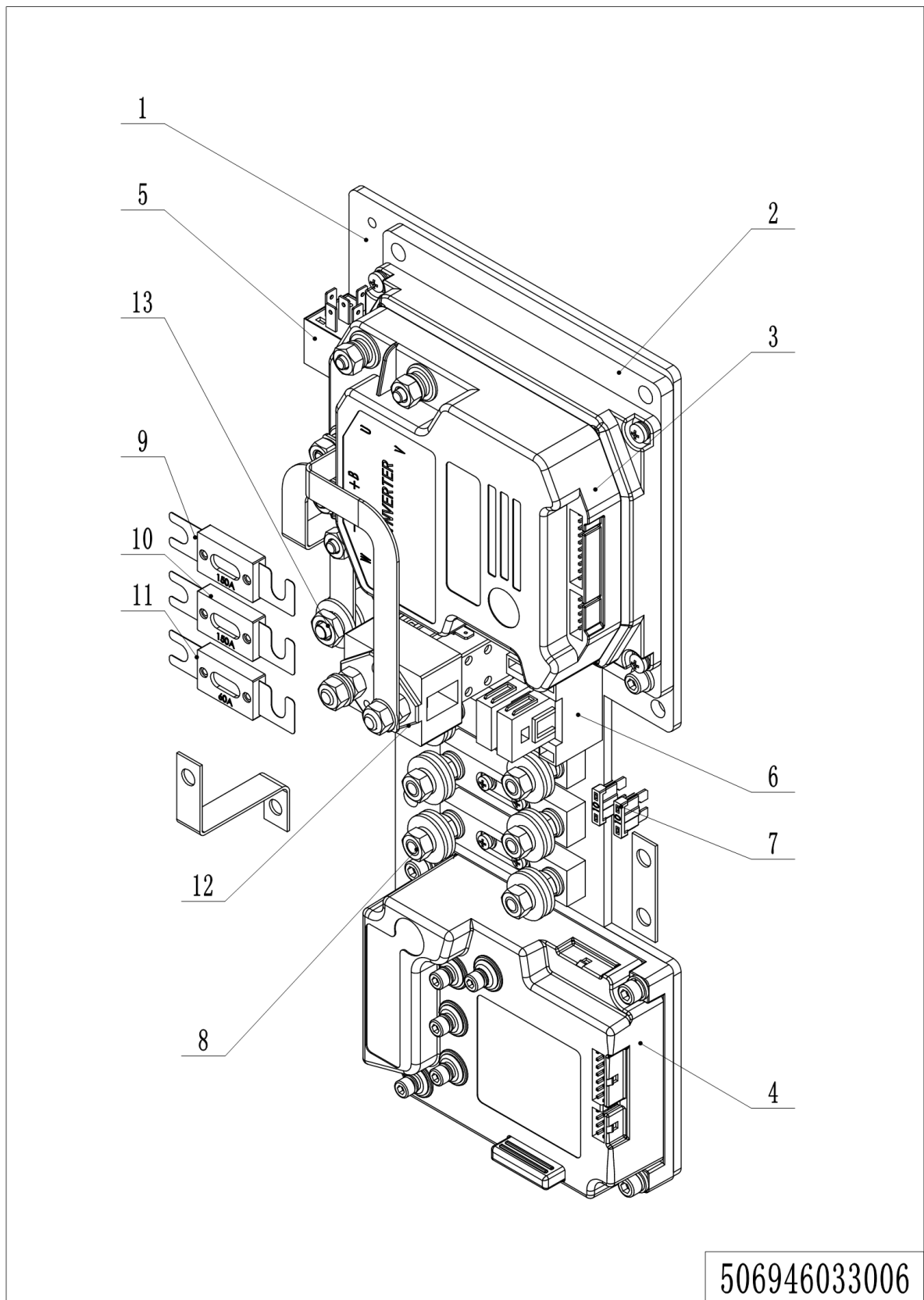


1= Supply as package. 2= Supply with constraints. 3= Phasing-out supply. 4= Supply as assembly. 5= Check other tables.

08Electronic control components(Manual SteeringAC-0) (506946033005)

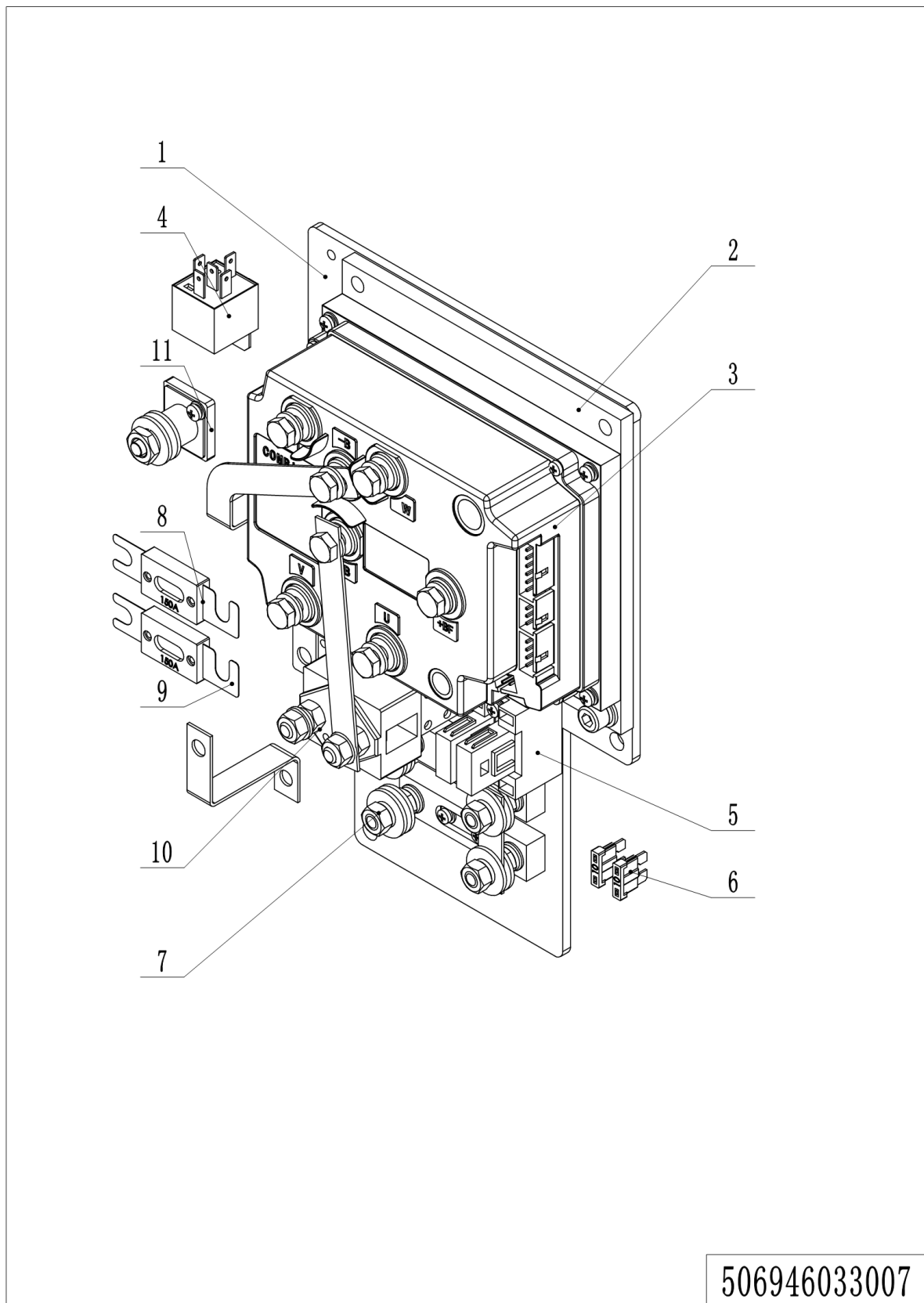
No.	Item Code	Mark	Item Description	Qty.	Substitute	Note
1	506733020001		Mounting plate	1		
2	504433020000		Mounting plate	1		
3	921400100025		Controller	1		
4	920800100011		Relays	1		
5	920100400005		Fuse holder	1		
6	920100200002		Fuse 10A	2		
7	920100400002		Fuse holder	2		
8	920100100008		Fuse 200A	1		
9	920100100007		Fuse 150A	1		
10	920700100036		Contactors	1		
11	920100400001		Fuse holder	1		

09 Electronic control components (Electrical Steering AC-0+EPDC0) (506946033006)



09Electronic control components (Electrical SteeringAC-
0+EPSDC0) (506946033006)

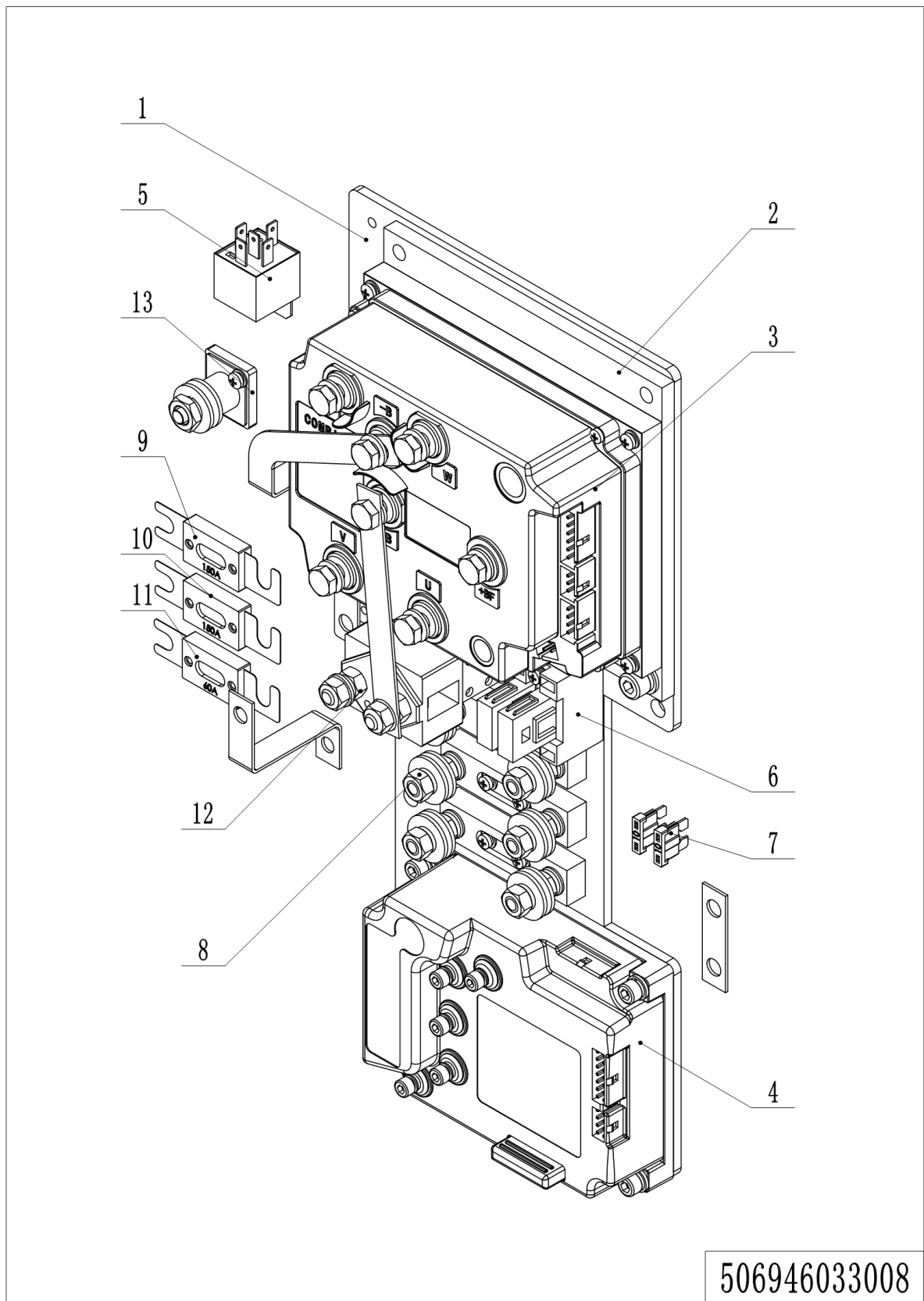
No.	Item Code	Mark	Item Description	Qty.	Substitute	Note
1	506733020002		Mounting plate	1		
2	504433020000		Mounting plate	1		
3	921400100025		Controller	1		
4	921400100030		Controller	1		
5	920800100011		Relays	1		
6	920100400005		Fuse holder	1		
7	920100200002		Fuse 10A	2		
8	920100400002		Fuse holder	3		
9	920100100008		Fuse 200A	1		
10	920100100007		Fuse 150A	1		
11	920100100001		Fuse 30A	1		
12	920700100036		Contactors	1		
13	920100400001		Fuse holder	1		

10 Electronic control components (Manual Steering COMBIACX) (506946033007)

10 Electronic control components (Manual Steering COMBIACX) (506946033007)

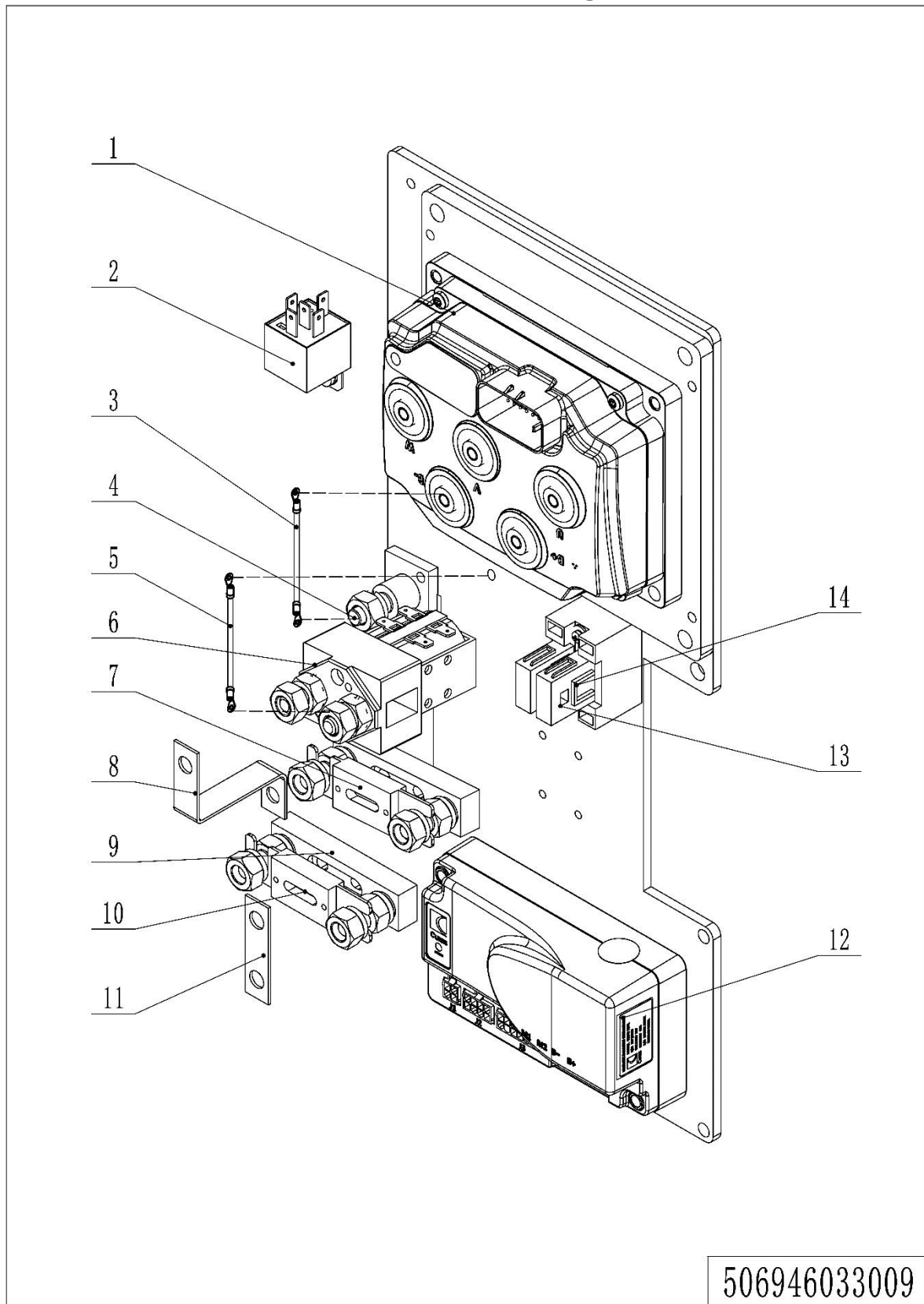
No.	Item Code	Mark	Item Description	Qty.	Substitute	Note
1	506733020001		Mounting plate	1		
2	534733020000		Mounting plate	1		
3	921400100048		Controller	1		
4	920800100011		Relays	1		
5	920100400005		Fuse holder	1		
6	920100200002		Fuse 10A	2		
7	920100400002		Fuse holder	2		
8	920100100008		Fuse 200A	1		
9	920100100007		Fuse 150A	1		
10	920700100036		Contactors	1		
11	920100400001		Fuse holder	1		

11 Electronic control components (Electrical Steering COMBI ACX+EPSC0) (506946033008)



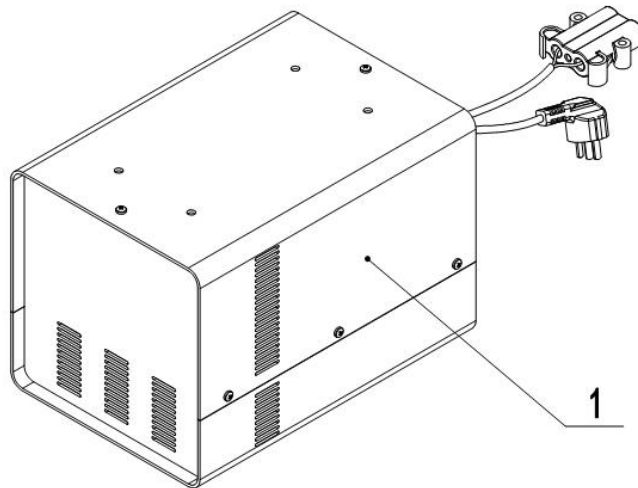
11 Electronic control components (Electrical
Steering COMBI ACX+EPSDC0) (506946033008)

No.	Item Code	Mark	Item Description	Qty.	Substitute	Note
1	506733020002		Mounting plate	1		
2	534733020000		Mounting plate	1		
3	921400100048		Controller	1		
4	921400100030		Controller	1		
5	920800100011		Relays	1		
6	920100400005		Fuse holder	1		
7	920100200002		Fuse 10A	2		
8	920100400002		Fuse holder	3		
9	920100100008		Fuse 200A	1		
10	920100100007		Fuse 150A	1		
11	920100100001		Fuse 30A	1		
12	920700100036		Contactors	1		
13	920100400001		Fuse holder	1		

12 Electronic control components (Electrical SteeringF2A+1220E) (506946033009)

12Electronic control components (Electrical
SteeringF2A+1220E) (506946033009)

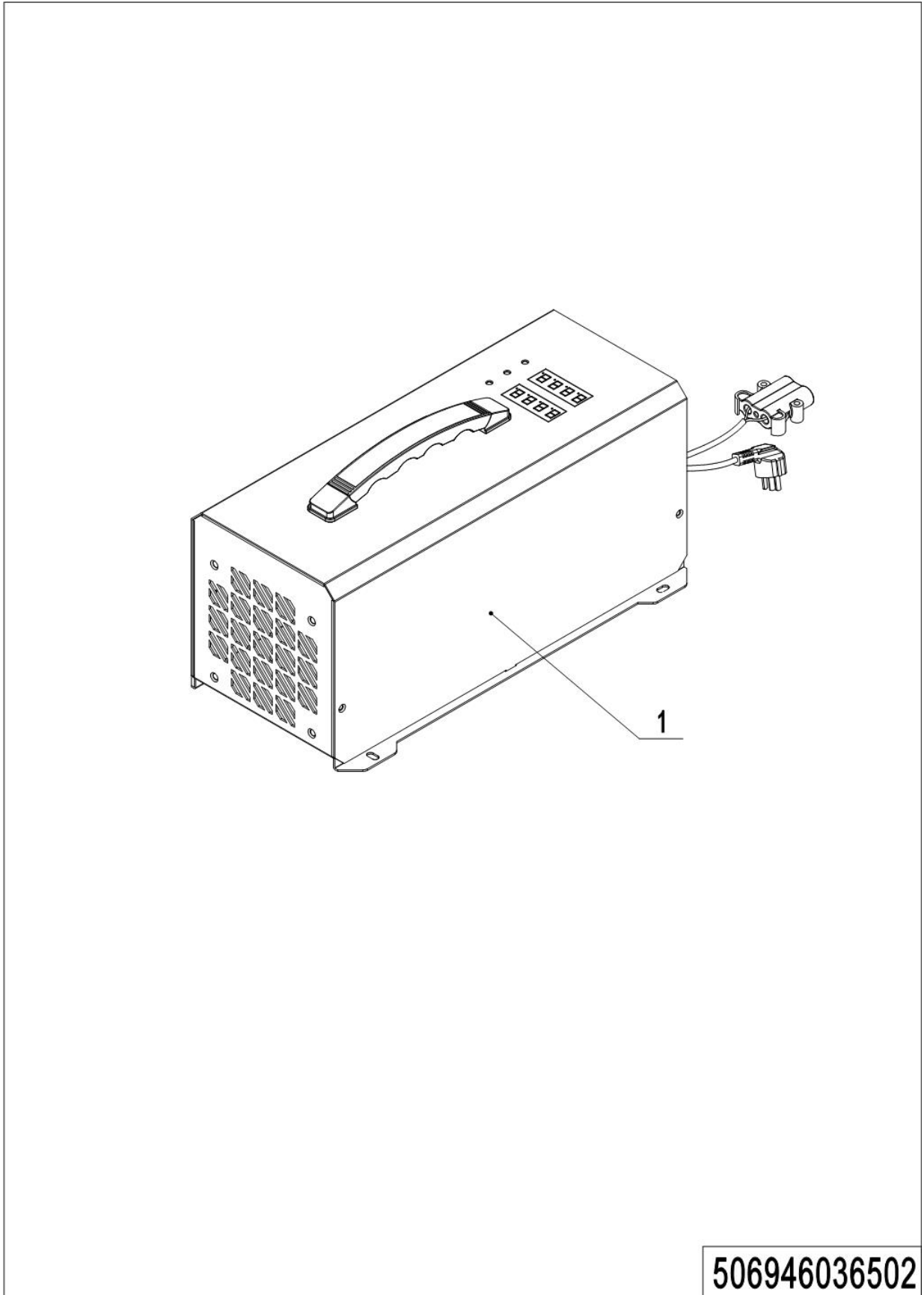
No.	Item Code	Mark	Item Description	Qty.	Substitute	Note
1	921400100164		Controller	1		
2	920800100011		Relays	1		
3	506933010017		Cable	1		
4	920100400001		Fuse holderM8	1		
5	506933010016		Cable	1		
6	920700100036		Contactors	1		
7	920100100008		Fuse 200A	1		
8	505633020002		Copper bars	1		
9	920100400002		Fuse SYY	2		
10	920100100007		Fuse 150A	1		
11	505633020003		Copper bars	1		
12	921400100077		Controller	1		
13	920100400005		Fuse holder	1		
14	920100200002		Fuse 10A	1		

13Charger (506946036501)**506946036501**

13 Charger (506946036501)

No.	Item Code	Mark	Item Description	Qty.	Substitute	Note
1	921000200019		Charger24V45A(Aisa-CHN)	1		SN
1	921000200020		Charger24V45A(Aisa-ENG)	1		SN
1	921000200021		Charger24V45A(EU)	1		SN
1	921000200022		Charger24V45A(AUS)	1		SN
1	921000200023		Charger24V45A(ENG)	1		SN
1	921000200024		Charger24V45A(USA)	1		SN
1	921000200521		ChargerSN24V45A(ARG)	1		SN
1	921000200155		Charger24V40A(Aisa-CHN)	1		NL
1	921000200156		Charger24V40A(Aisa-ENG)	1		NL
1	921000200183		Charger24V35A(Aisa-CHN)	1		SN
1	921000200184		Charger24V35A(Aisa-ENG)	1		SN
1	921000200185		Charger24V35A(EU)	1		SN
1	921000200186		Charger24V35A(ENG)	1		SN
1	921000200187		Charger24V35A(AUS)	1		SN
1	921000200188		Charger24V35A(USA)	1		SN
1	921000200365		Charger24V35A(ARG)	1		SN
1	921000200361		Charger24V35A(ISR)	1		SN
1	921000200448		Charger24V35A(ARG)	1		SN
1	921000200564		Charger24V35A(PH)	1		SN
1	921000200598		Charger24V35A(USA220V60HZ)	1		SN
1	921000200342		Charger24V35A(CH)	1		SN
1	921000200578		Charger24V35A(ZA)	1		SN

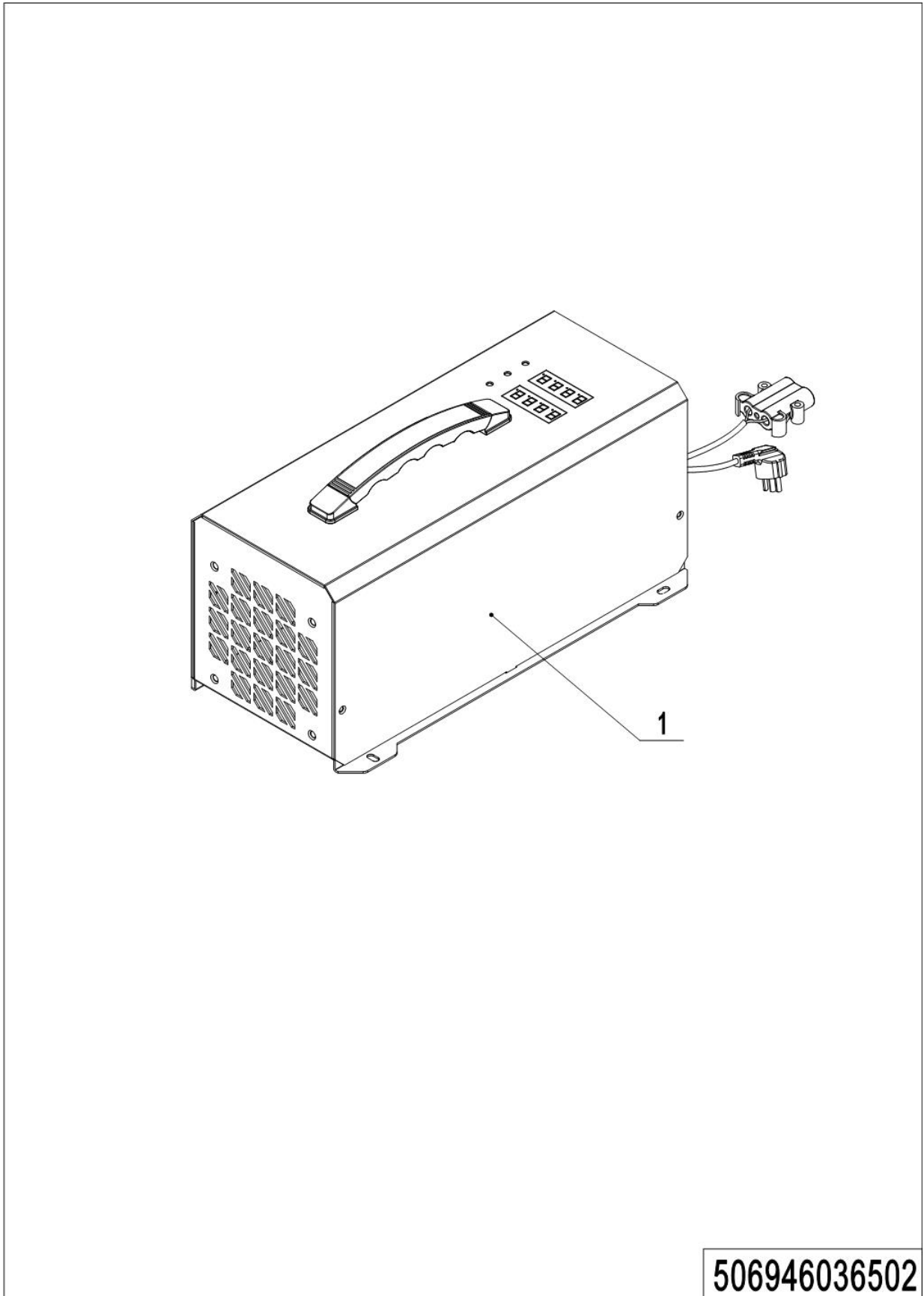
14 Charger (506946036502)



14Charger (506946036502)

No.	Item Code	Mark	Item Description	Qty.	Substitute	Note
4	921000200522		LiCharger24V60A (Aisa=CHN)-	4		Li
1	921000200523		LiCharger24V60A (Aisa=ENG)	1		Li
1	921000200524		LiCharger24V60A (EU)	1		Li
1	921000200525		LiCharger24V60A (ENG)	1		Li
1	921000200526		LiCharger24V60A (AUS)	1		Li
1	921000200527		LiCharger24V60A (ARG)	1		Li
1	921000200528		LiCharger24V60A (ARG)	1		Li
1	921000200529		LiCharger24V60A (ZA)	1		Li
1	921000200530		LiCharger24V60A (USA)	1		Li
4	921000200531		LiCharger24V80A (Aisa=CHN)-	4		Li
1	921000200532		LiCharger24V80A (Aisa=ENG)	1		Li
1	921000200533		LiCharger24V80A (EU)	1		Li
1	921000200534		LiCharger24V80A (ENG)	1		Li
1	921000200535		LiCharger24V80A (AUS)	1		Li
1	921000200536		LiCharger24V80A (ISR)	1		Li
1	921000200537		LiCharger24V80A (ARG)	1		Li
4	921000200538		LiCharger24V80A (ZA)-	4		Li
1	921000200539		LiCharger24V80A (USA)	1		Li
1	921000200630		LiCharger24V80A (TH)	1		Li
1	921000200631		LiCharger24V60A (TH)	1		Li
1	921000200633		LiChargerADY24V80A-REMA80 (BRA)	1		Li

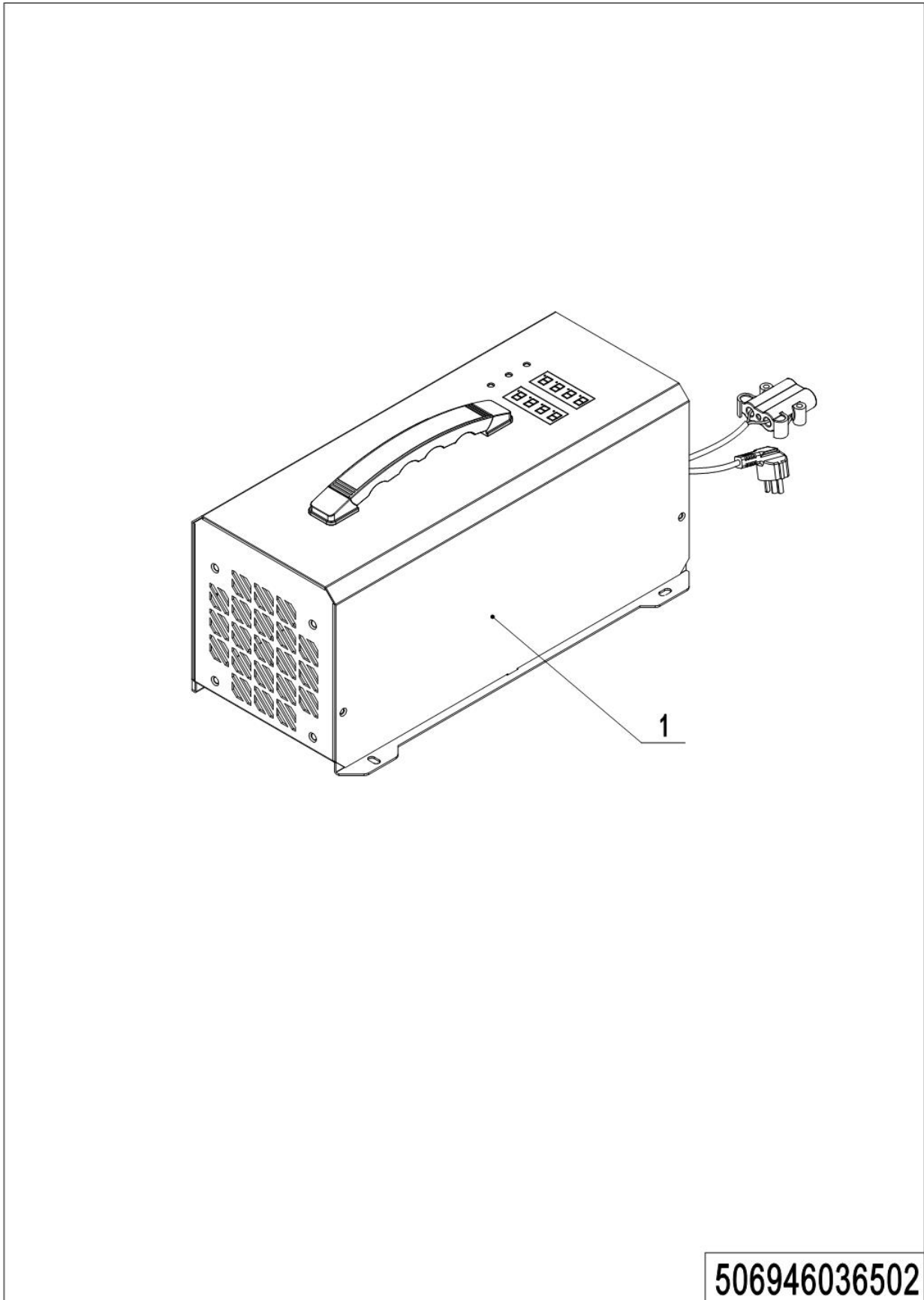
14Charger (506946036502) continue



14Charger (506946036502) continue

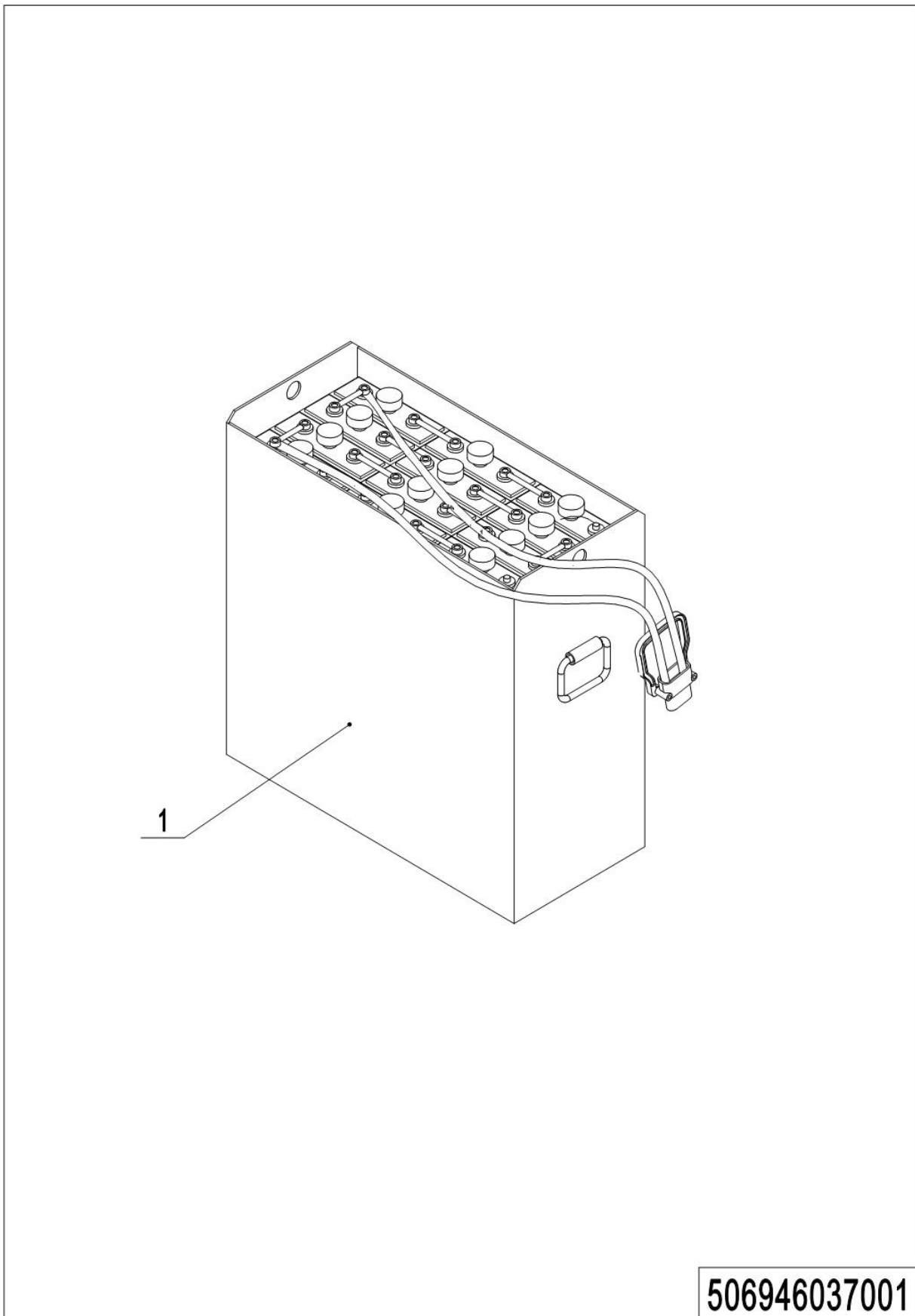
Char	Item Code	Mark	Item Description	Qty.	Substitute	Note
1	921000200649		LiChargerSW24V60A (Aisa)-REMA80	1		
1	921000200652		LiChargerSW24V80A (Aisa-CHN)	1		
1	921000200663		LiChargerADY24V60A- REMA80 (RSA (large plug))	1		
1	921000200664		LiChargerADY24V80A- REMA80 (RSA (large plug))	1		
1	921000200691		LiChargerADY24V80A-REMA80 (USA)	1		
1	921000200723		LiChargerADY24V50A-REMA80 (USA)	1		
1	921000200724		LiChargerADY24V60A-REMA80 (BRA)	1		
1	921000200762		LiChargerAFK24V60A (EU) -REMA80	1		
1	921000200786		LiChargerADY24V80A-REMA80 (USA)	1		
1	921000200973		LiChargerAFK24V80A-REMA80 (Aisa- ENG)	1		
1	921000200974		LiChargerAFK24V80A-REMA80 (EU)	1		
1	921000200975		LiChargerAFK24V80A-REMA80 (ENGV)	1		
1	921000200976		LiChargerAFK24V80A-REMA80 (AUS)	1		
1	921000200977		LiChargerAFK24V80A-REMA80 (ISR)	1		
1	921000200978		LiChargerAFK24V80A-REMA80 (ARG)	1		
1	921000200980		LiChargerAFK24V80A- REMA80 (RSA (large plug))	1		
1	921000200981		LiChargerAFK24V80A-REMA80 (THA)	1		
1	921000200982		LiChargerAFK24V80A-REMA80 (BRA)	1		

14Charger (506946036502) continue2



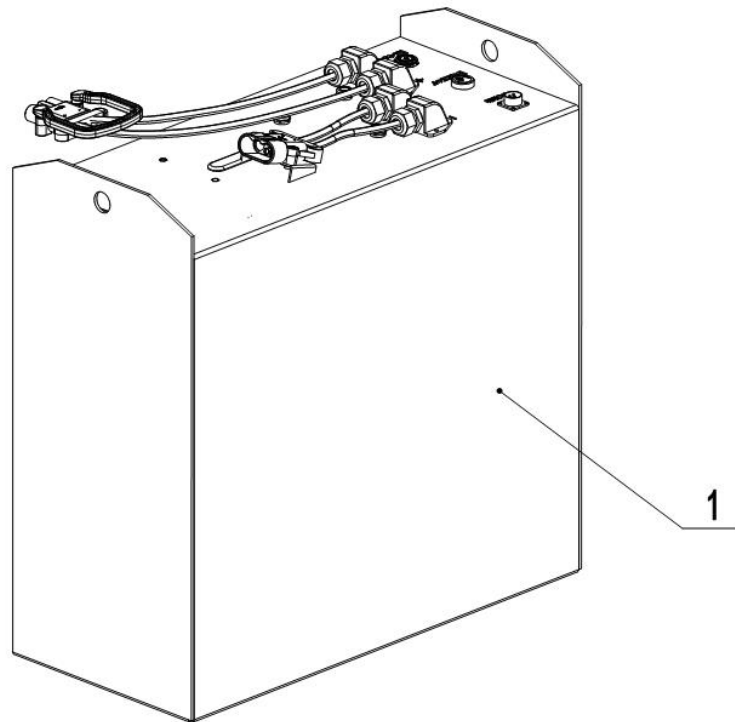
14Charger (506946036502) continue2

Char	Item Code	Mark	Item Description	Qty.	Substitute	Note
1	921000201014		LiChargerAFK24V60A-REMA80 (Aisa-ENG)	1		
1	921000201015		LiChargerAFK24V60A-REMA80 (ENG)	1		
1	921000201016		LiChargerAFK24V60A-REMA80 (AUS)	1		
1	921000201017		LiChargerAFK24V60A-REMA80 (ISR)	1		
1	921000201018		LiChargerAFK24V60A-REMA80 (ARG)	1		
1	921000201019		LiChargerAFK24V60A-REMA80 (RSA (small plug))	1		
1	921000201020		LiChargerAFK24V60A-REMA80 (RSA (large plug))	1		
1	921000201021		LiChargerAFK24V60A-REMA80 (THA)	1		
1	921000201022		LiChargerAFK24V60A-REMA80 (BRA)	1		

15 Traction Battery (506946037001)

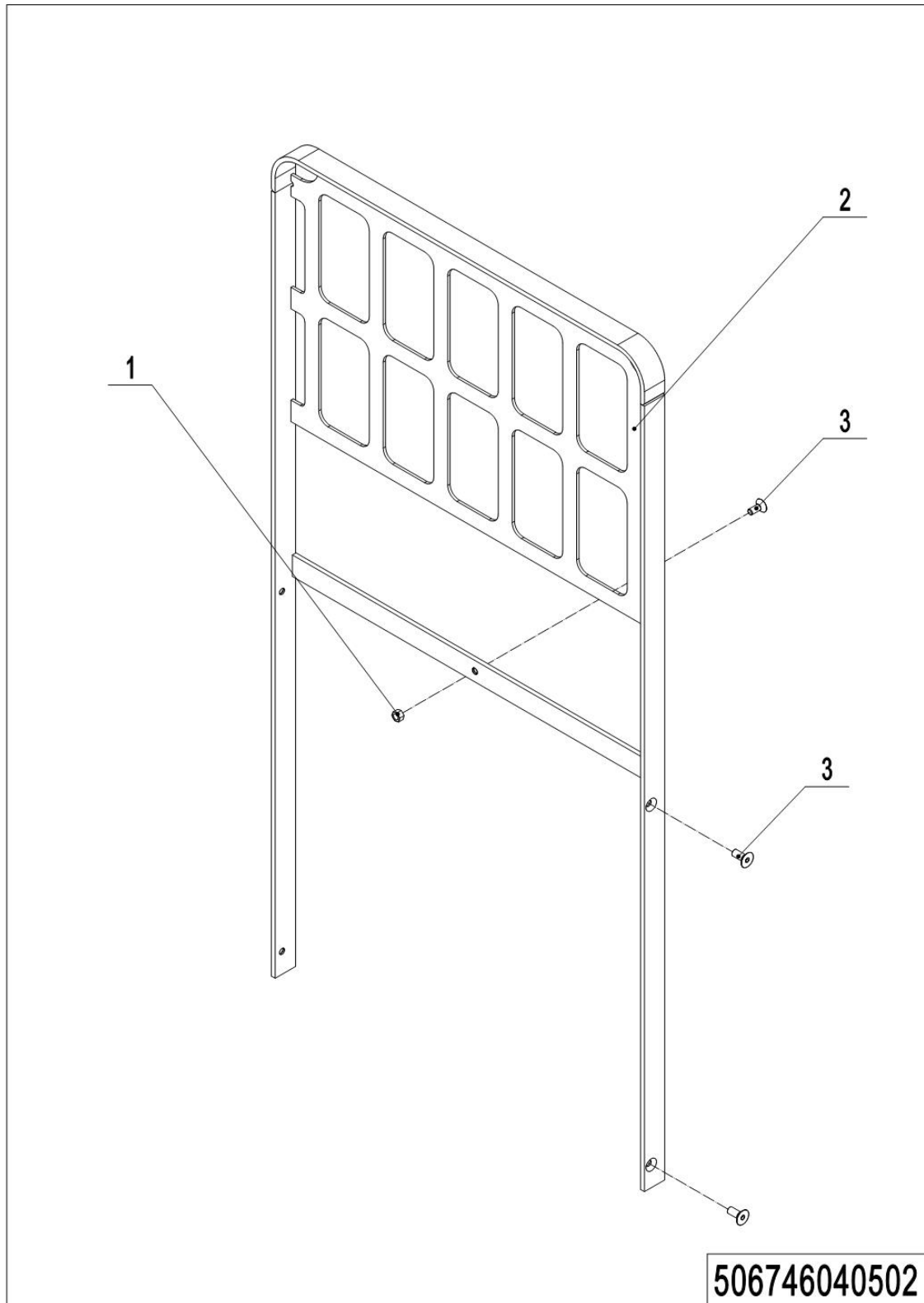
15 Traction Battery (506946037001)

No.	Item Code	Mark	Item Description	Qty.	Substitute	Note
1	506937010001		Battery 24V-2PZS270			
1	506937010002		Battery 24V- 2PZS270 (welded)			
1	506937010004		Battery24V-2PZS270	1		
1	920600100510		Battery 24V-2PZS270			EN1175
1	920600100587		Battery 24V- 2PZS270 (welded)			EN1175
1	920600100532		Battery 24V-2PZS270 (EN1175)			EN1175
1	505037010001		Battery 24V-2PZS270	1		
1	505037010002		Battery 24V- 2PZS270 (welded)	1		
1	920600100501		Battery 24V-3PZS350 (EN1175)	1		EN1175
1	920600100580		Battery 24V- 3PZS350 (welded)	1		EN1175
1	920600100679		Battery24V- 2PZS270 (EN1175) Hydration	1		
1	506937030002		Battery270AH (HOPPECKE)	1		

16Traction Battery (506946037002)**506946037002**

16 Traction Battery (506946037002)

No.	Item Code	Mark	Item Description	Qty.	Substitute	Note
1	920600100334		Lithium battery LN24V150Ah-12	1		
1	920600100336		Lithium battery LN24V200Ah-11	1		
1	920600100337		Lithium battery LN24V200Ah-12	1		
1	920600100338		Lithium battery LN24V300Ah-3	1		
1	920600100387		Lithium battery LN24V200Ah-20	1		

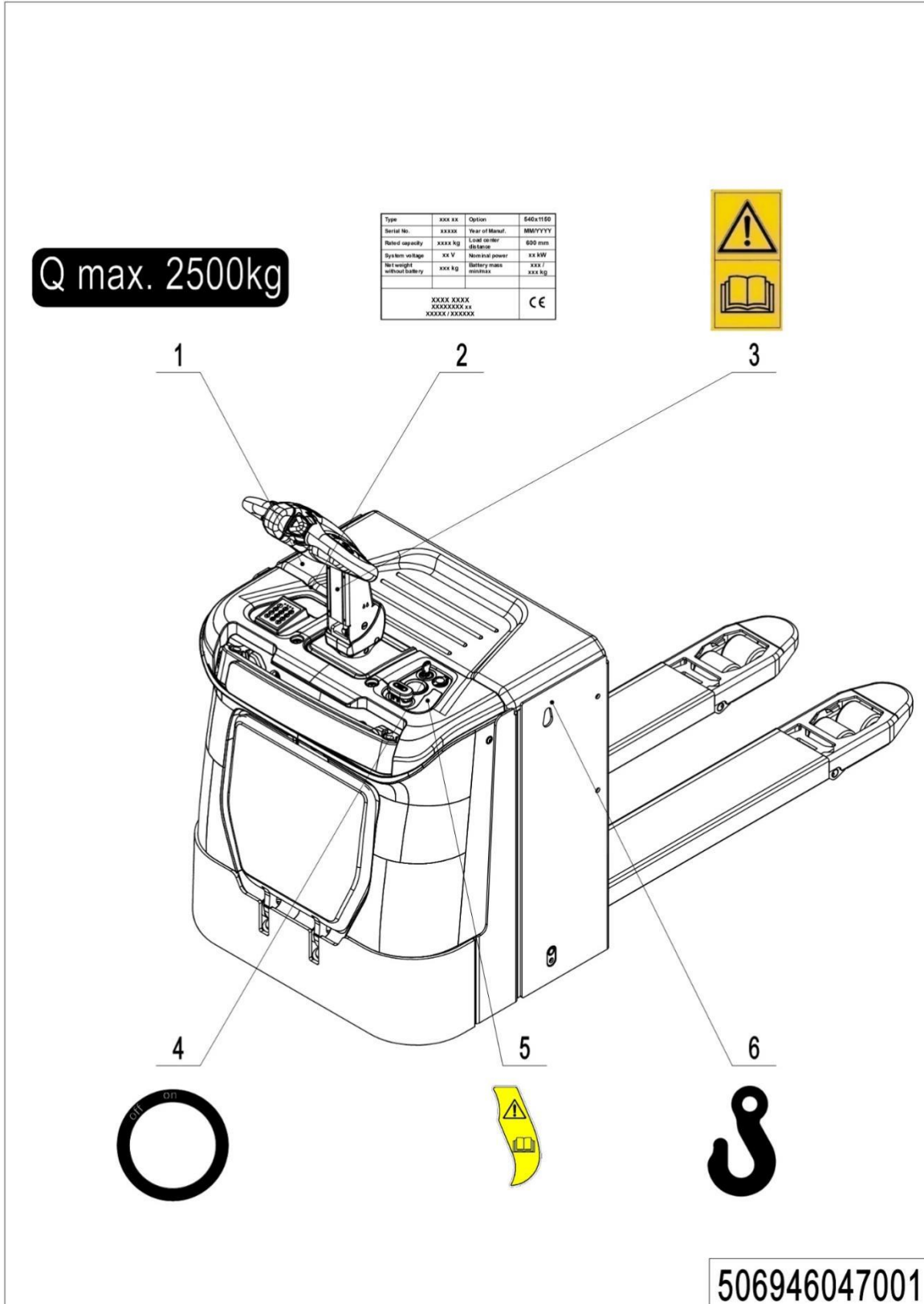
Chapter 6: Special Parts**01 Load Backrest (Side Extraction) (506746040502)**

01 Load Backrest (Side Extraction) (506746040502)

No.	Item Code	Mark	Item Description	Qty.	Substitute	Note
1	910300100007	1	Nut	1		
2	506740510000	2	Load Backrest	1		
3	910200400036	1	Screw	5		

Chapter 7: Others

01 Labels and Decals (EU) (506946047001)



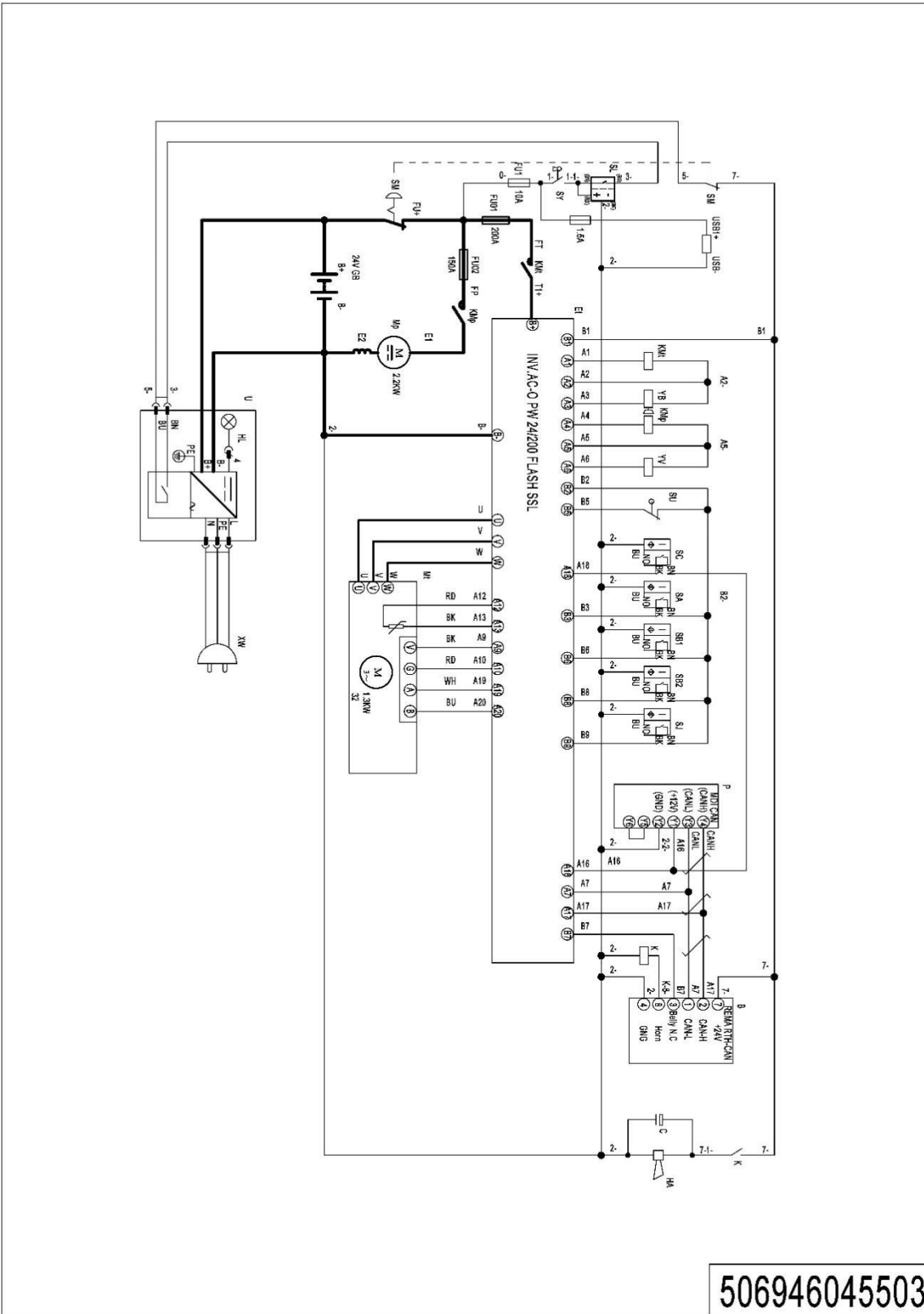
1= Supply as package. 2= Supply with constraints. 3= Phasing-out supply. 4= Supply as assembly. 5= Check other tables.

01 Labels and Decals (EU) (506746047001)

No.	Item Code	Mark	Item Description	Qty.	Substitute	Note
1	941200200011		Label	1		
2	506947520000		Truck data plate	1		
3	941200300002		Label	1		
4	941200400013		Label	1		
5	941200300018		Label	1		
6	941200300001		Label	2		

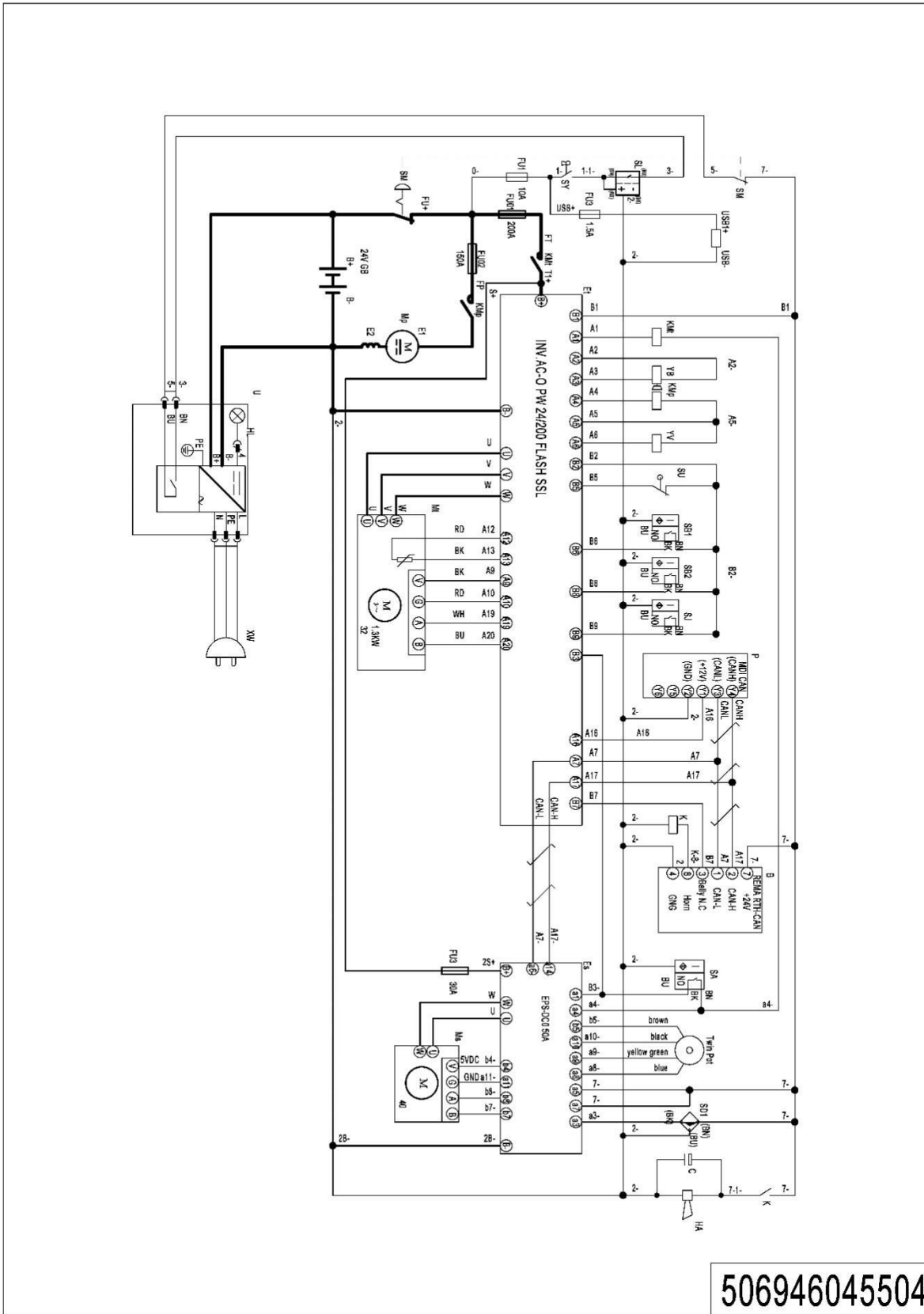
Appendix

01 Electrical Circuit Diagram (Manual Steering AC-0) (506946045503)



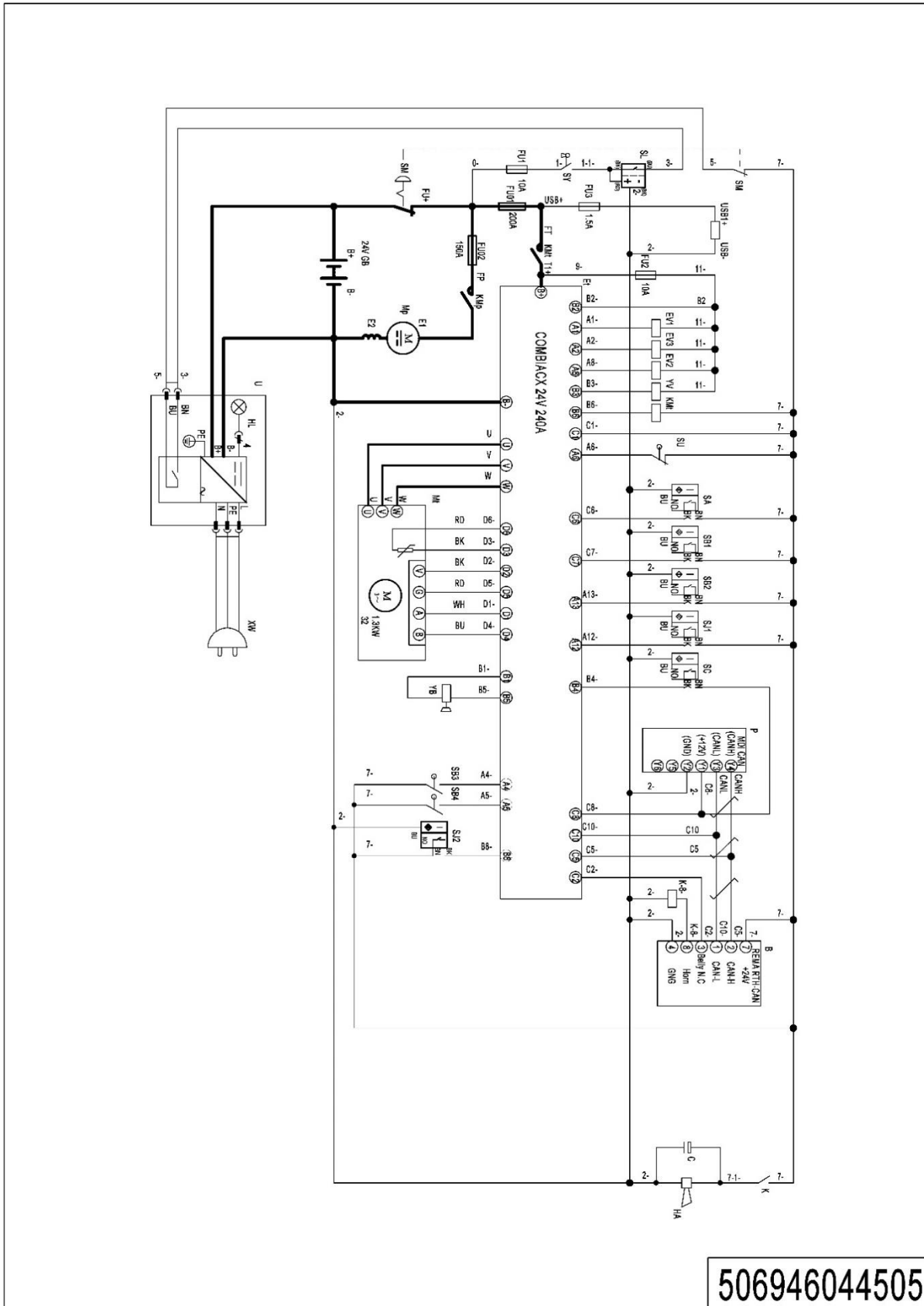
1= Supply as package. 2= Supply with constraints. 3= Phasing-out supply. 4= Supply as assembly. 5= Check other tables.

02 Electrical Circuit Diagram (Electrical Steering AC-0+EPDC0) (506946044504)



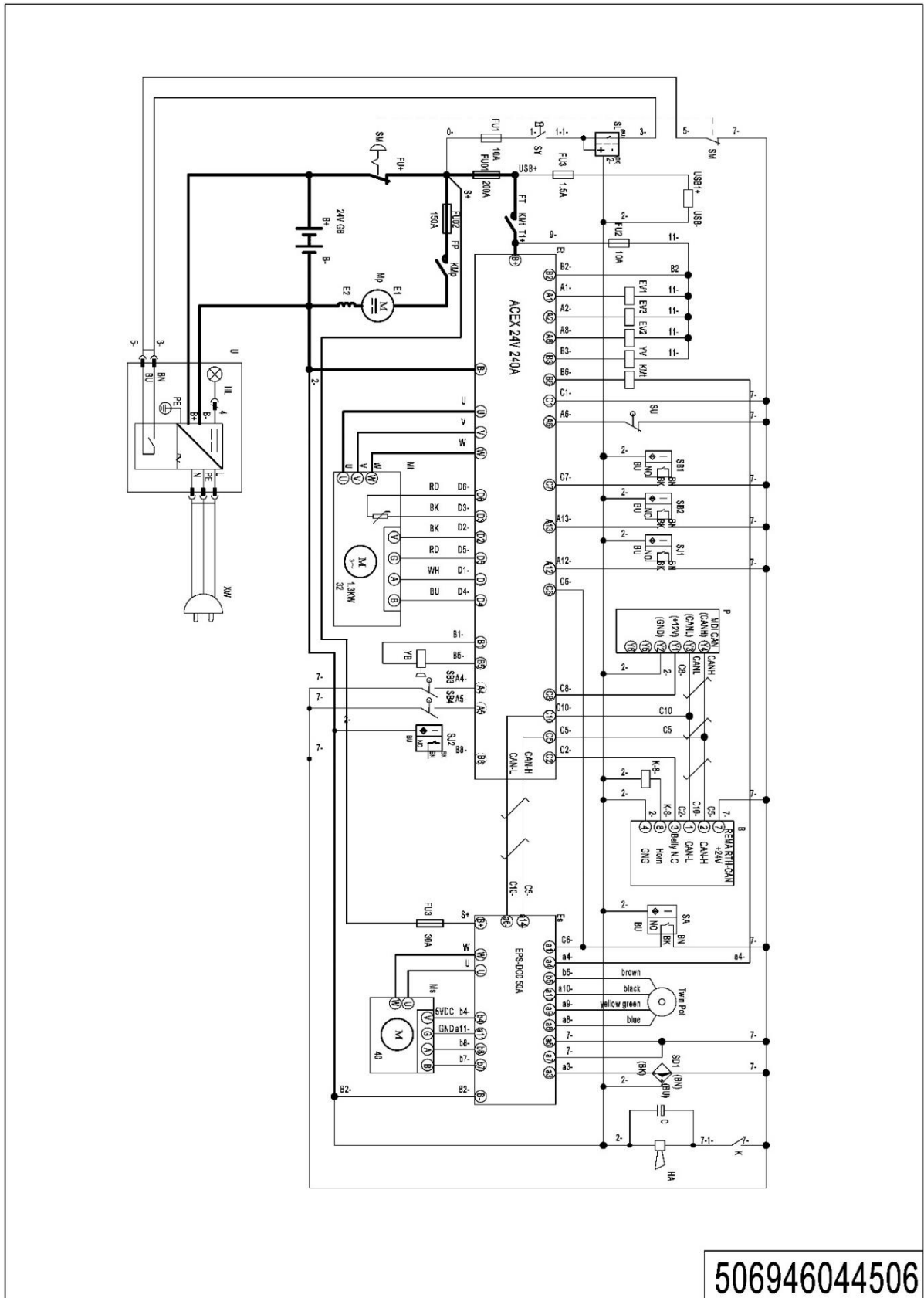
1= Supply as package. 2= Supply with constraints. 3= Phasing-out supply. 4= Supply as assembly. 5= Check other tables.

03 Electrical Circuit Diagram (Manual Steering COMBI ACX) (506946045505)



1= Supply as package. 2= Supply with constraints. 3= Phasing-out supply. 4= Supply as assembly. 5= Check other tables.

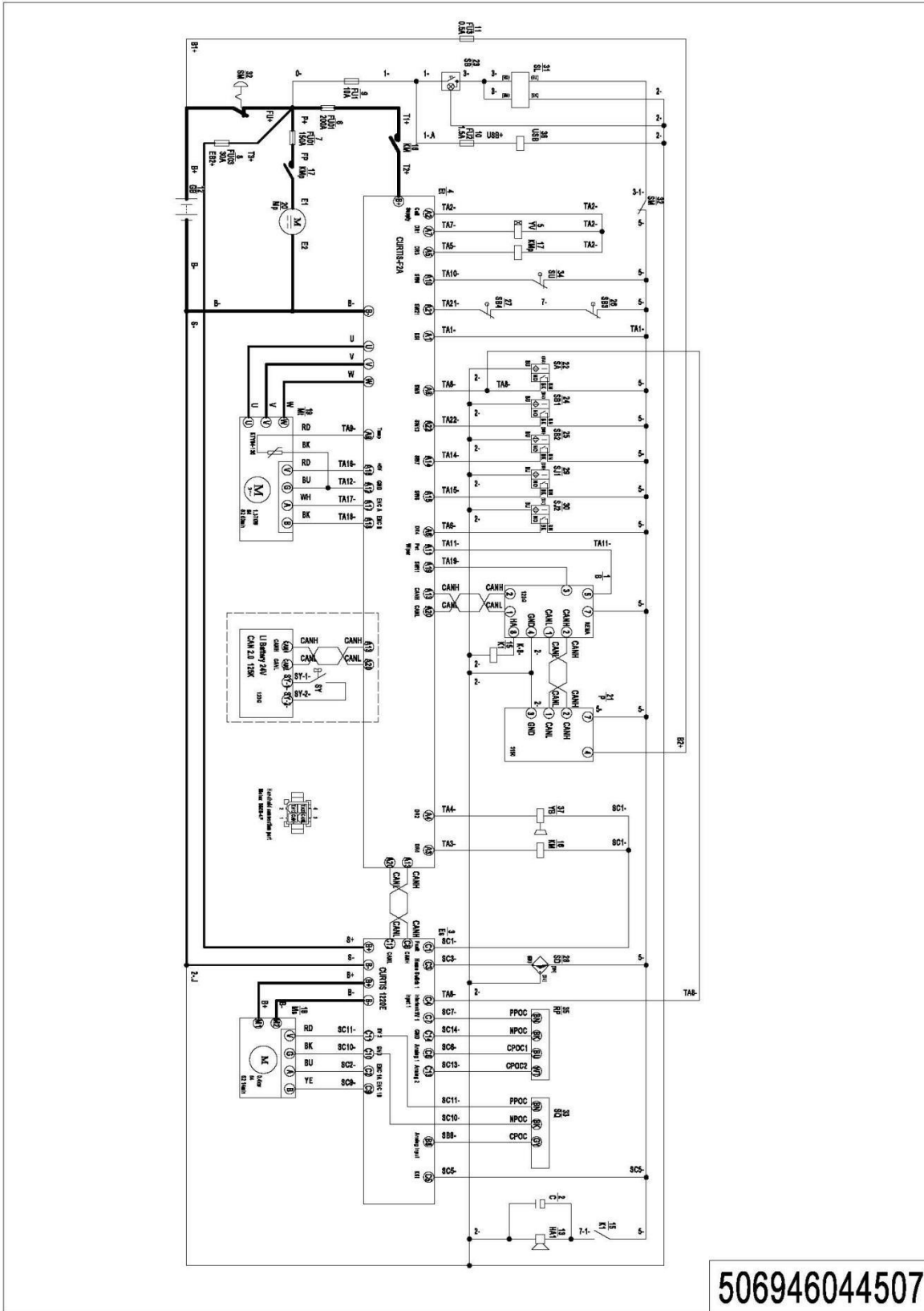
04 Electrical Circuit Diagram (Electrical Steering COMBIACX+EPSDC0) (506946045506)



506946044506

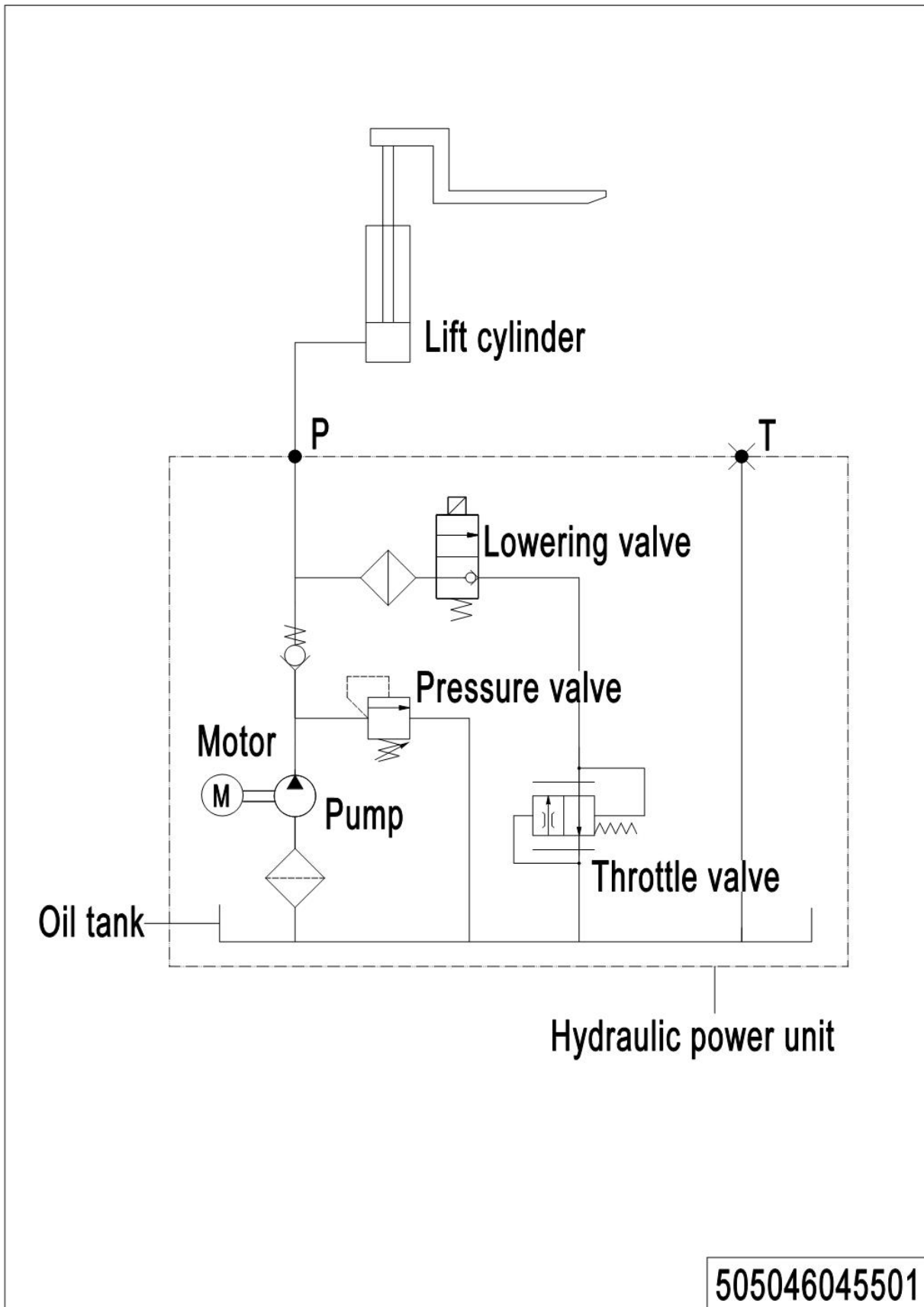
1= Supply as package. 2= Supply with constraints. 3= Phasing-out supply. 4= Supply as assembly. 5= Check other tables.

05 Electrical Circuit Diagram (Electrical Steering F2A+1220E) (506946044507)



1= Supply as package. 2= Supply with constraints. 3= Phasing-out supply. 4= Supply as assembly. 5= Check other tables.

06 Hydraulic Circuit Diagram (505046045501)



07 Consumable Parts List

No.	Item Code	Item Description	Qty.	Chapter/ Section/ Number
1	940300400034	WheelΦ230x75	1	Chapter 1/01/8 Chapter 1/03/7 Chapter 1/05/13
1	940300400012	WheelΦ230x75	1	Chapter 1/01/8 Chapter 1/03/7 Chapter 1/05/13
2	504498510000	Seal Kit	1	Chapter 2/01/11.01
3	505798510013	Carbon Brush	1	Chapter 2/02/12
4	940400100037	Air Spring	2	Chapter 3/03/17
5	940400100038	Air Spring	1	Chapter 3/04/6
6	940400100001	Air Spring	1	Chapter 4/01/13
7	940400100045	Air Spring	1	Chapter 4/01/13
8	940300300010	WheelΦ84x84	4	Chapter 4/02/10.01
9	910700200019	Bearing	8	Chapter 4/02/10.02 Chapter 4/03/6.02
10	940300300006	WheelΦ82x110	2	Chapter 4/03/6.01
11	940300300018	WheelΦ100x40	1	Chapter 4/04/17.02
12	920100100007	Fuse	1	Chapter 5/08/9 Chapter 5/09/9 Chapter 5/10/9 Chapter 5/11/9 Chapter 5/12/10
13	920100200002	Fuse	1	Chapter5/08/6 Chapter5/09/7 Chapter 5/10/6 Chapter5/11/7 Chapter 5/12/14
14	920100100008	Fuse	1	Chapter 5/08/8 Chapter 5/09/10Chapter 5/10/8Chapter 5/11/10 Chapter 5/12/7
15	920100200001	Fuse	1	Chapter 5/09/11 Chapter 5/11/11